



Uploaded to the VFC Website

▶▶▶ February 2014 ◀◀◀

This Document has been provided to you courtesy of Veterans-For-Change!

Feel free to pass to any veteran who might be able to use this information!

For thousands more files like this and hundreds of links to useful information, and hundreds of "Frequently Asked Questions, please go to:

[Veterans-For-Change](http://www.veteransforchange.org)

*Veterans-For-Change is a A 501(c)(3) Non-Profit Organization
Tax ID #27-3820181
CA Incorporation ID #3340400
CA Dept. of Charities ID #: CT-0190794*

If Veterans don't help Veterans, who will?

We appreciate all donations to continue to provide information and services to Veterans and their families.

https://www.paypal.com/cgi-bin/webscr?cmd=_s-xclick&hosted_button_id=WGT2M5UTB9A78

Note:

VFC is not liable for source information in this document, it is merely provided as a courtesy to our members & subscribers.



Method 8290
1042930009
 SGS Environmental

Analytical Data Summary Sheet

Analyte	Amount (pg/g)	EDL (pg/g)	EMPC (pg/g)	RT (min.)	Ratio	Qualifier
2,3,7,8-TCDD	ND	0.221				
1,2,3,7,8-PeCDD	ND	0.553				
1,2,3,4,7,8-HxCDD	ND	0.553				
1,2,3,6,7,8-HxCDD	ND	0.553				
1,2,3,7,8,9-HxCDD	0.265			37:02	1.14	A
1,2,3,4,6,7,8-HpCDD	1.71			40:06	0.88	A
OCDD	41.2			44:23	0.86	
2,3,7,8-TCDF	0.203			30:37	0.83	A
1,2,3,7,8-PeCDF	EMPC	0.553	0.0973	33:20	0.99	A
2,3,4,7,8-PeCDF	EMPC	0.553	0.0840	33:56	0.89	A
1,2,3,4,7,8-HxCDF	ND	0.553				
1,2,3,6,7,8-HxCDF	ND	0.553				
2,3,4,6,7,8-HxCDF	ND	0.553				
1,2,3,7,8,9-HxCDF	ND	0.553				
1,2,3,4,6,7,8-HpCDF	0.252			38:51	0.95	A
1,2,3,4,7,8,9-HpCDF	ND	0.553				
OCDF	ND	1.11				
Total TCDDs	ND	0.668				
Total PeCDDs	ND	0.911				
Total HxCDDs	0.540					
Total HpCDDs	3.75					
Total TCDFs	0.310		0.429			
Total PeCDFs	ND	0.553	0.181			
Total HxCDFs	ND	0.553				
Total HpCDFs	0.252					
ITEF TEQ (ND=0)	0.108		0.154			
ITEF TEQ (ND=1/2)	0.678		0.572			

<u>Client Information</u>		<u>Sample Information</u>	
Project Name:	Cp Carroll 03-079e	Report Basis:	Dry Weight
Sample ID:	1042930009	Matrix:	Soil
		Weight / Volume:	05.09 g
		Solids / Lipids:	88.8 %
		Original pH :	NA
		Batch ID:	WG10361
<u>Laboratory Information</u>			
Project ID:	G552-81	Filename:	a07jun04b_2-6
Sample ID:	G552-81-7B	Retchk:	a07jun04b-15
Collection Date/Time:	17-May-04 14:10	Begin ConCal:	a07jun04b-15
Receipt Date:	29-May-04	End ConCal:	a07jun04b_2-14
Extraction Date:	03-Jun-04	Initial Cal:	m8290-122203b
Analysis Date:	08-Jun-04		

Method 8290
1042930009
 SGS Environmental

Analytical Data Summary Sheet

Labeled Standard	Expected Amount (ng)	Measured Amount (ng)	Percent Recovery (%)	RT (min.)	Ratio	Qualifier
Extraction Standards						
¹³ C ₁₂ -2,3,7,8-TCDD	2.0	1.81	90.5	31:16	0.79	
¹³ C ₁₂ -1,2,3,7,8-PeCDD	2.0	1.67	83.5	34:07	1.57	
¹³ C ₁₂ -1,2,3,6,7,8-HxCDD	2.0	1.76	88.0	36:47	1.20	
¹³ C ₁₂ -1,2,3,4,6,7,8-HpCDD	2.0	1.84	92.0	40:06	1.05	
¹³ C ₁₂ -OCDD	4.0	2.53	63.3	44:22	0.84	
¹³ C ₁₂ -2,3,7,8-TCDF	2.0	1.78	89.0	30:36	0.82	
¹³ C ₁₂ -1,2,3,7,8-PeCDF	2.0	1.66	83.0	33:19	1.58	
¹³ C ₁₂ -1,2,3,6,7,8-HxCDF	2.0	1.66	83.0	36:05	0.51	
¹³ C ₁₂ -1,2,3,4,6,7,8-HpCDF	2.0	1.60	80.0	38:50	0.47	
Cleanup Standards						
³⁷ Cl ₄ -2,3,7,8-TCDD	0.4	0.354	88.5	31:17		
¹³ C ₁₂ -2,3,4,7,8-PeCDF	0.4	0.328	82.0	33:56	1.58	
¹³ C ₁₂ -1,2,3,4,7,8-HxCDD	0.4	0.377	94.3	36:41	1.16	
¹³ C ₁₂ -1,2,3,4,7,8-HxCDF	0.4	0.395	98.8	35:59	0.51	
¹³ C ₁₂ -1,2,3,4,7,8,9-HpCDF	0.4	0.335	83.8	40:47	0.48	
Injection Standards						
¹³ C ₁₂ -1,2,3,4-TCDD	2.0			30:45	0.81	
¹³ C ₁₂ -1,2,3,7,8,9-HxCDD	2.0			37:01	1.18	

Client Information

Project Name: Cp Carroll 03-079e

Sample ID: 1042930009


Sample Information


Report Basis: Dry Weight
 Matrix: Soil
 Weight / Volume: 05.09 Grams
 Solids / Lipids: 88.8 %
 Original pH: NA
 Batch ID: WG10361

Laboratory Information

Project ID: G552-81
 Sample ID: G552-81-7B
 Collection Date/Time: 17-May-04 14:10
 Receipt Date: 29-May-04
 Extraction Date: 03-Jun-04
 Analysis Date: 08-Jun-04

Filename: a07jun04b_2-6
 Retchk: a07jun04b-15
 Begin ConCal: a07jun04b-15
 End ConCal: a07jun04b_2-14
 Initial Cal: m8290-122203b

Analyzed by:  *bb*
 Date: 06-10-04

Reviewed by:  *bb*
 Date: 06/10/04

Method 8290
1042930010
 SGS Environmental

Analytical Data Summary Sheet

Analyte	Amount (pg/g)	EDL (pg/g)	EMPC (pg/g)	RT (min.)	Ratio	Qualifier
2,3,7,8-TCDD	ND	0.207				
1,2,3,7,8-PeCDD	ND	0.518				
1,2,3,4,7,8-HxCDD	ND	0.518				
1,2,3,6,7,8-HxCDD	ND	0.518				
1,2,3,7,8,9-HxCDD	ND	0.518				
1,2,3,4,6,7,8-HpCDD	0.891			40:06	1.00	A
OCDD	24.8			44:23	0.86	
2,3,7,8-TCDF	EMPC	0.207	0.286	30:37	0.91	A
1,2,3,7,8-PeCDF	EMPC	0.518	0.0911	33:19	1.08	A
2,3,4,7,8-PeCDF	0.0994			33:56	1.61	A
1,2,3,4,7,8-HxCDF	ND	0.518				
1,2,3,6,7,8-HxCDF	0.120			36:06	1.22	A
2,3,4,6,7,8-HxCDF	ND	0.518				
1,2,3,7,8,9-HxCDF	ND	0.518				
1,2,3,4,6,7,8-HpCDF	0.286			38:50	1.04	A
1,2,3,4,7,8,9-HpCDF	ND	0.518				
OCDF	0.373			44:40	0.83	A
Total TCDDs	ND	0.613				
Total PeCDDs	ND	0.874				
Total HxCDDs	ND	0.518				
Total HpCDDs	1.90					
Total TCDFs	0.162		0.729			
Total PeCDFs	0.191		0.497			
Total HxCDFs	0.203		0.360			
Total HpCDFs	0.286		0.538			
ITEF TEQ (ND=0)	0.0986		0.132			
ITEF TEQ (ND=1/2)	0.513		0.523			

<u>Client Information</u>		<u>Sample Information</u>	
Project Name:	Cp Carroll 03-079e	Report Basis:	Dry Weight
Sample ID:	1042930010	Matrix:	Soil
		Weight / Volume:	05.38 g
		Solids / Lipids:	89.8 %
		Original pH :	NA
		Batch ID:	WG10361
<u>Laboratory Information</u>			
Project ID:	G552-81	Filename:	a07jun04b_2-7
Sample ID:	G552-81-8B	Retchk:	a07jun04b-15
Collection Date/Time:	17-May-04 15:10	Begin ConCal:	a07jun04b-15
Receipt Date:	29-May-04	End ConCal:	a07jun04b_2-14
Extraction Date:	03-Jun-04	Initial Cal:	m8290-122203b
Analysis Date:	08-Jun-04		

Method 8290
1042930010
 SGS Environmental

Analytical Data Summary Sheet

Labeled Standard	Expected Amount (ng)	Measured Amount (ng)	Percent Recovery (%)	RT (min.)	Ratio	Qualifier
Extraction Standards						
¹³ C ₁₂ -2,3,7,8-TCDD	2.0	2.02	101	31:16	0.79	
¹³ C ₁₂ -1,2,3,7,8-PeCDD	2.0	1.83	91.5	34:07	1.52	
¹³ C ₁₂ -1,2,3,6,7,8-HxCDD	2.0	1.86	93.0	36:47	1.18	
¹³ C ₁₂ -1,2,3,4,6,7,8-HpCDD	2.0	2.03	102	40:06	1.06	
¹³ C ₁₂ -OCDD	4.0	2.89	72.3	44:22	0.84	
¹³ C ₁₂ -2,3,7,8-TCDF	2.0	1.95	97.5	30:35	0.82	
¹³ C ₁₂ -1,2,3,7,8-PeCDF	2.0	1.85	92.5	33:19	1.58	
¹³ C ₁₂ -1,2,3,6,7,8-HxCDF	2.0	1.78	89.0	36:05	0.51	
¹³ C ₁₂ -1,2,3,4,6,7,8-HpCDF	2.0	1.75	87.5	38:50	0.47	
Cleanup Standards						
³⁷ Cl ₄ -2,3,7,8-TCDD	0.4	0.393	98.3	31:17		
¹³ C ₁₂ -2,3,4,7,8-PeCDF	0.4	0.359	89.8	33:55	1.61	
¹³ C ₁₂ -1,2,3,4,7,8-HxCDD	0.4	0.417	104	36:41	1.19	
¹³ C ₁₂ -1,2,3,4,7,8-HxCDF	0.4	0.409	102	35:59	0.50	
¹³ C ₁₂ -1,2,3,4,7,8,9-HpCDF	0.4	0.371	92.8	40:46	0.46	
Injection Standards						
¹³ C ₁₂ -1,2,3,4-TCDD	2.0			30:45	0.80	
¹³ C ₁₂ -1,2,3,7,8,9-HxCDD	2.0			37:01	1.17	

Client Information		Sample Information	
Project Name:	Cp Carroll 03-079e	Report Basis:	Dry Weight
Sample ID:	1042930010	Matrix:	Soil
		Weight / Volume:	05.38 Grams
		Solids / Lipids:	89.8 %
		Original pH :	NA
		Batch ID:	WG10361
Laboratory Information		Filename:	a07jun04b_2-7
Project ID:	G552-81	Retchk:	a07jun04b-15
Sample ID:	G552-81-8B	Begin ConCal:	a07jun04b-15
Collection Date/Time:	17-May-04 15:10	End ConCal:	a07jun04b_2-14
Receipt Date:	29-May-04	Initial Cal:	m8290-122203b
Extraction Date:	03-Jun-04		
Analysis Date:	08-Jun-04		
Analyzed by:	b6	Reviewed by:	b6
Date:	06-10-04	Date:	6/10/04

Method 8290
1042930011
 SGS Environmental

Analytical Data Summary Sheet


Analyte	Amount (pg/g)	EDL (pg/g)	EMPC (pg/g)	RT (min.)	Ratio	Qualifier
2,3,7,8-TCDD	ND	0.212				
1,2,3,7,8-PeCDD	ND	0.529				
1,2,3,4,7,8-HxCDD	ND	0.529				
1,2,3,6,7,8-HxCDD	ND	0.529				
1,2,3,7,8,9-HxCDD	ND	0.529				
1,2,3,4,6,7,8-HpCDD	0.775			40:07	1.03	A
OCDD	20.9			44:23	0.84	
2,3,7,8-TCDF	0.229			30:37	0.74	A
1,2,3,7,8-PeCDF	ND	0.529				
2,3,4,7,8-PeCDF	ND	0.529				
1,2,3,4,7,8-HxCDF	ND	0.529				
1,2,3,6,7,8-HxCDF	ND	0.529				
2,3,4,6,7,8-HxCDF	ND	0.529				
1,2,3,7,8,9-HxCDF	ND	0.529				
1,2,3,4,6,7,8-HpCDF	0.165			38:52	1.19	A
1,2,3,4,7,8,9-HpCDF	ND	0.529				
OCDF	EMPC	1.06	0.224	44:40	1.08	A
Total TCDDs	ND	0.631				
Total PeCDDs	ND	0.842				
Total HxCDDs	ND	0.529				
Total HpCDDs	1.80					
Total TCDFs	0.229		0.512			
Total PeCDFs	ND	0.529				
Total HxCDFs	ND	0.529				
Total HpCDFs	0.165		0.326			
ITEF TEQ (ND=0)	0.0532		0.0534			
ITEF TEQ (ND=1/2)	0.625		0.625			

<u>Client Information</u>		<u>Sample Information</u>	
Project Name:	Cp Carroll 03-079e	Report Basis:	Dry Weight
Sample ID:	1042930011	Matrix:	Soil
		Weight / Volume:	05.50 g
		Solids / Lipids:	85.9 %
		Original pH :	NA
		Batch ID:	WG10361
<u>Laboratory Information</u>			
Project ID:	G552-81	Filename:	a07jun04b_2-8
Sample ID:	G552-81-9B	Retchk:	a07jun04b-15
Collection Date/Time:	17-May-04 15:25	Begin ConCal:	a07jun04b-15
Receipt Date:	29-May-04	End ConCal:	a07jun04b_2-14
Extraction Date:	03-Jun-04	Initial Cal:	m8290-122203b
Analysis Date:	08-Jun-04		

Method 8290
1042930011
 SGS Environmental

Analytical Data Summary Sheet

Labeled Standard	Expected Amount (ng)	Measured Amount (ng)	Percent Recovery (%)	RT (min.)	Ratio	Qualifier
Extraction Standards						
¹³ C ₁₂ -2,3,7,8-TCDD	2.0	1.48	74.0	31:16	0.82	
¹³ C ₁₂ -1,2,3,7,8-PeCDD	2.0	1.35	67.5	34:07	1.55	
¹³ C ₁₂ -1,2,3,6,7,8-HxCDD	2.0	1.39	69.5	36:47	1.21	
¹³ C ₁₂ -1,2,3,4,6,7,8-HpCDD	2.0	1.45	72.5	40:06	1.03	
¹³ C ₁₂ -OCDD	4.0	2.08	52.0	44:22	0.84	
¹³ C ₁₂ -2,3,7,8-TCDF	2.0	1.46	73.0	30:36	0.81	
¹³ C ₁₂ -1,2,3,7,8-PeCDF	2.0	1.35	67.5	33:19	1.62	
¹³ C ₁₂ -1,2,3,6,7,8-HxCDF	2.0	1.31	65.5	36:06	0.52	
¹³ C ₁₂ -1,2,3,4,6,7,8-HpCDF	2.0	1.28	64.0	38:51	0.47	
Cleanup Standards						
³⁷ Cl ₄ -2,3,7,8-TCDD	0.4	0.290	72.5	31:17		
¹³ C ₁₂ -2,3,4,7,8-PeCDF	0.4	0.268	67.0	33:56	1.61	
¹³ C ₁₂ -1,2,3,4,7,8-HxCDD	0.4	0.302	75.5	36:42	1.19	
¹³ C ₁₂ -1,2,3,4,7,8-HxCDF	0.4	0.302	75.5	35:59	0.50	
¹³ C ₁₂ -1,2,3,4,7,8,9-HpCDF	0.4	0.269	67.3	40:47	0.48	
Injection Standards						
¹³ C ₁₂ -1,2,3,4-TCDD	2.0			30:45	0.81	
¹³ C ₁₂ -1,2,3,7,8,9-HxCDD	2.0			37:02	1.20	

Client Information		Sample Information	
Project Name:	Cp Carroll 03-079e	Report Basis:	Dry Weight
Sample ID:	1042930011	Matrix:	Soil
		Weight / Volume:	05.50 Grams
		Solids / Lipids:	85.9 %
		Original pH :	NA
		Batch ID:	WG10361
Laboratory Information		Filename:	a07jun04b_2-8
Project ID:	G552-81	Retchk:	a07jun04b-15
Sample ID:	G552-81-9B	Begin ConCal:	a07jun04b-15
Collection Date/Time:	17-May-04 15:25	End ConCal:	a07jun04b_2-14
Receipt Date:	29-May-04	Initial Cal:	m8290-122203b
Extraction Date:	03-Jun-04		
Analysis Date:	08-Jun-04		
Analyzed by: _____		Reviewed by:  b6	
Date: _____		Date: <u>6/10/04</u>	

Method 8290
1042930012
 SGS Environmental

Analytical Data Summary Sheet



Analyte	Amount (pg/g)	EDL (pg/g)	EMPC (pg/g)	RT (min.)	Ratio	Qualifier
2,3,7,8-TCDD	ND	0.213				
1,2,3,7,8-PeCDD	ND	0.534				
1,2,3,4,7,8-HxCDD	ND	0.534				
1,2,3,6,7,8-HxCDD	ND	0.534				
1,2,3,7,8,9-HxCDD	ND	0.534				
1,2,3,4,6,7,8-HpCDD	0.696			40:07	1.10	A
OCDD	33.8			44:23	0.88	
2,3,7,8-TCDF	0.239			30:36	0.84	A
1,2,3,7,8-PeCDF	0.111			33:20	1.47	A
2,3,4,7,8-PeCDF	EMPC	0.534	0.0811	33:56	0.91	A
1,2,3,4,7,8-HxCDF	ND	0.534				
1,2,3,6,7,8-HxCDF	EMPC	0.534	0.107	36:07	0.96	A
2,3,4,6,7,8-HxCDF	ND	0.534				
1,2,3,7,8,9-HxCDF	ND	0.534				
1,2,3,4,6,7,8-HpCDF	0.166			38:51	1.11	A
1,2,3,4,7,8,9-HpCDF	ND	0.534				
OCDF	ND	1.07				
Total TCDDs	ND	0.645				
Total PeCDDs	ND	0.892				
Total HxCDDs	ND	0.534				
Total HpCDDs	1.91					
Total TCDFs	0.239		0.525			
Total PeCDFs	0.196		0.277			
Total HxCDFs	ND	0.534	0.107			
Total HpCDFs	0.166					
ITEF TEQ (ND=0)	0.0719		0.123			
ITEF TEQ (ND=1/2)	0.635		0.527			

<u>Client Information</u>		<u>Sample Information</u>	
Project Name:	Cp Carroll 03-079e	Report Basis:	Dry Weight
Sample ID:	1042930012	Matrix:	Soil
		Weight / Volume:	05.18 g
		Solids / Lipids:	90.4 %
		Original pH :	NA
		Batch ID:	WG10361
<u>Laboratory Information</u>			
Project ID:	G552-81	Filename:	a07jun04b_2-9
Sample ID:	G552-81-10B	Retchk:	a07jun04b-15
Collection Date/Time:	17-May-04 15:45	Begin ConCal:	a07jun04b-15
Receipt Date:	29-May-04	End ConCal:	a07jun04b_2-14
Extraction Date:	03-Jun-04	Initial Cal:	m8290-122203b
Analysis Date:	08-Jun-04		

Method 8290
1042930012
 SGS Environmental

Analytical Data Summary Sheet

Labeled Standard	Expected Amount (ng)	Measured Amount (ng)	Percent Recovery (%)	RT (min.)	Ratio	Qualifier
Extraction Standards						
¹³ C ₁₂ -2,3,7,8-TCDD	2.0	1.91	95.5	31:16	0.81	
¹³ C ₁₂ -1,2,3,7,8-PeCDD	2.0	1.75	87.5	34:07	1.56	
¹³ C ₁₂ -1,2,3,6,7,8-HxCDD	2.0	1.81	90.5	36:47	1.20	
¹³ C ₁₂ -1,2,3,4,6,7,8-HpCDD	2.0	1.91	95.5	40:06	1.04	
¹³ C ₁₂ -OCDD	4.0	2.68	67.0	44:22	0.85	
¹³ C ₁₂ -2,3,7,8-TCDF	2.0	1.88	94.0	30:36	0.82	
¹³ C ₁₂ -1,2,3,7,8-PeCDF	2.0	1.76	88.0	33:19	1.60	
¹³ C ₁₂ -1,2,3,6,7,8-HxCDF	2.0	1.73	86.5	36:05	0.51	
¹³ C ₁₂ -1,2,3,4,6,7,8-HpCDF	2.0	1.70	85.0	38:50	0.47	
Cleanup Standards						
³⁷ Cl ₄ -2,3,7,8-TCDD	0.4	0.366	91.5	31:17		
¹³ C ₁₂ -2,3,4,7,8-PeCDF	0.4	0.343	85.8	33:56	1.57	
¹³ C ₁₂ -1,2,3,4,7,8-HxCDD	0.4	0.395	98.8	36:41	1.20	
¹³ C ₁₂ -1,2,3,4,7,8-HxCDF	0.4	0.400	100	35:59	0.51	
¹³ C ₁₂ -1,2,3,4,7,8,9-HpCDF	0.4	0.337	84.3	40:47	0.50	
Injection Standards						
¹³ C ₁₂ -1,2,3,4-TCDD	2.0			30:45	0.81	
¹³ C ₁₂ -1,2,3,7,8,9-HxCDD	2.0			37:02	1.18	

Client Information		Sample Information	
Project Name:	Cp Carroll 03-079e	Report Basis:	Dry Weight
Sample ID:	1042930012	Matrix:	Soil
		Weight / Volume:	05.18 Grams
		Solids / Lipids:	90.4 %
		Original pH :	NA
		Batch ID:	WG10361
Laboratory Information			
Project ID:	G552-81	Filename:	a07jun04b_2-9
Sample ID:	G552-81-10B	Retchk:	a07jun04b-15
Collection Date/Time:	17-May-04 15:45	Begin ConCal:	a07jun04b-15
Receipt Date:	29-May-04	End ConCal:	a07jun04b_2-14
Extraction Date:	03-Jun-04	Initial Cal:	m8290-122203b
Analysis Date:	08-Jun-04		
Analyzed by:	 h6	Reviewed by:	 h6
Date:	06-10-04	Date:	06/10/04

Method 8290
1042930013
 SGS Environmental

Analytical Data Summary Sheet

Analyte	Amount (pg/g)	EDL (pg/g)	EMPC (pg/g)	RT (min.)	Ratio	Qualifier
2,3,7,8-TCDD	ND	0.232				
1,2,3,7,8-PeCDD	0.139			34:07	1.35	A
1,2,3,4,7,8-HxCDD	ND	0.580				
1,2,3,6,7,8-HxCDD	ND	0.580				
1,2,3,7,8,9-HxCDD	ND	0.580				
1,2,3,4,6,7,8-HpCDD	1.68			40:06	1.04	A
OCDD	30.9			44:23	0.86	
2,3,7,8-TCDF	0.274			30:36	0.85	A
1,2,3,7,8-PeCDF	0.107			33:19	1.36	A
2,3,4,7,8-PeCDF	0.102			33:56	1.47	A
1,2,3,4,7,8-HxCDF	0.148			36:00	1.17	A
1,2,3,6,7,8-HxCDF	0.172			36:07	1.06	A
2,3,4,6,7,8-HxCDF	ND	0.580				
1,2,3,7,8,9-HxCDF	ND	0.580				
1,2,3,4,6,7,8-HpCDF	0.431			38:51	1.13	A
1,2,3,4,7,8,9-HpCDF	ND	0.580				
OCDF	1.28			44:40	0.91	A
Total TCDDs	ND	0.742				
Total PeCDDs	0.269					
Total HxCDDs	ND	0.580	0.325			
Total HpCDDs	3.17					
Total TCDFs	0.274		0.427			
Total PeCDFs	0.473		0.686			
Total HxCDFs	1.05					
Total HpCDFs	0.431		1.05			
ITEF TEQ (ND=0)	0.239		0.239			
ITEF TEQ (ND=1/2)	0.502		0.502			

<u>Client Information</u>		<u>Sample Information</u>	
Project Name:	Cp Carroll 03-079e	Report Basis:	Dry Weight
Sample ID:	1042930013	Matrix:	Soil
		Weight / Volume:	05.01 g
		Solids / Lipids:	86.1 %
		Original pH :	NA
		Batch ID:	WG10361
<u>Laboratory Information</u>			
Project ID:	G552-81	Filename:	a07jun04b_2-10
Sample ID:	G552-81-11B	Retchk:	a07jun04b-15
Collection Date/Time:	18-May-04 09:25	Begin ConCal:	a07jun04b-15
Receipt Date:	29-May-04	End ConCal:	a07jun04b_2-14
Extraction Date:	03-Jun-04	Initial Cal:	m8290-122203b
Analysis Date:	08-Jun-04		

Method 8290
1042930013
 SGS Environmental

Analytical Data Summary Sheet

Labeled Standard	Expected Amount (ng)	Measured Amount (ng)	Percent Recovery (%)	RT (min.)	Ratio	Qualifier
Extraction Standards						
¹³ C ₁₂ -2,3,7,8-TCDD	2.0	1.98	99.0	31:16	0.81	
¹³ C ₁₂ -1,2,3,7,8-PeCDD	2.0	1.84	92.0	34:07	1.58	
¹³ C ₁₂ -1,2,3,6,7,8-HxCDD	2.0	1.88	94.0	36:47	1.17	
¹³ C ₁₂ -1,2,3,4,6,7,8-HpCDD	2.0	2.03	102	40:06	1.05	
¹³ C ₁₂ -OCDD	4.0	2.90	72.5	44:22	0.84	
¹³ C ₁₂ -2,3,7,8-TCDF	2.0	1.98	99.0	30:35	0.80	
¹³ C ₁₂ -1,2,3,7,8-PeCDF	2.0	1.82	91.0	33:19	1.62	
¹³ C ₁₂ -1,2,3,6,7,8-HxCDF	2.0	1.80	90.0	36:05	0.50	
¹³ C ₁₂ -1,2,3,4,6,7,8-HpCDF	2.0	1.80	90.0	38:50	0.47	
Cleanup Standards						
³⁷ Cl ₄ -2,3,7,8-TCDD	0.4	0.385	96.3	31:16		
¹³ C ₁₂ -2,3,4,7,8-PeCDF	0.4	0.367	91.8	33:55	1.58	
¹³ C ₁₂ -1,2,3,4,7,8-HxCDD	0.4	0.400	100	36:41	1.13	
¹³ C ₁₂ -1,2,3,4,7,8-HxCDF	0.4	0.421	105	35:59	0.50	
¹³ C ₁₂ -1,2,3,4,7,8,9-HpCDF	0.4	0.368	92.0	40:46	0.46	
Injection Standards						
¹³ C ₁₂ -1,2,3,4-TCDD	2.0			30:45	0.82	
¹³ C ₁₂ -1,2,3,7,8,9-HxCDD	2.0			37:02	1.14	

Client Information

Project Name: Cp Carroll 03-079e

Sample ID: 1042930013


Sample Information


Report Basis: Dry Weight
 Matrix: Soil
 Weight / Volume: 05.01 Grams
 Solids / Lipids: 86.1 %
 Original pH: NA
 Batch ID: WG10361

Laboratory Information

Project ID: G552-81
 Sample ID: G552-81-11B
 Collection Date/Time: 18-May-04 09:25
 Receipt Date: 29-May-04
 Extraction Date: 03-Jun-04
 Analysis Date: 08-Jun-04

Filename: a07jun04b_2-10
 Retchk: a07jun04b-15
 Begin ConCal: a07jun04b-15
 End ConCal: a07jun04b_2-14
 Initial Cal: m8290-122203b

Analyzed by:  b6
 Date: 06-20-04

Reviewed by:  b6
 Date: 6/22/04

Method 8290
1042930014
 SGS Environmental

Analytical Data Summary Sheet



Analyte	Amount (pg/g)	EDL (pg/g)	EMPC (pg/g)	RT (min.)	Ratio	Qualifier
2,3,7,8-TCDD	ND	0.222				
1,2,3,7,8-PeCDD	ND	0.556				
1,2,3,4,7,8-HxCDD	ND	0.556				
1,2,3,6,7,8-HxCDD	ND	0.556				
1,2,3,7,8,9-HxCDD	0.298			37:02	1.19	A
1,2,3,4,6,7,8-HpCDD	4.61			40:06	1.05	A
OCDD	303			44:23	0.87	
2,3,7,8-TCDF	EMPC	0.222	0.231	30:37	0.89	A
1,2,3,7,8-PeCDF	ND	0.556				
2,3,4,7,8-PeCDF	ND	0.556				
1,2,3,4,7,8-HxCDF	ND	0.556				
1,2,3,6,7,8-HxCDF	EMPC	0.556	0.138	36:07	1.03	A
2,3,4,6,7,8-HxCDF	ND	0.556				
1,2,3,7,8,9-HxCDF	ND	0.556				
1,2,3,4,6,7,8-HpCDF	0.111			38:51	1.08	A
1,2,3,4,7,8,9-HpCDF	ND	0.556				
OCDF	ND	1.11				
Total TCDDs	ND	0.676				
Total PeCDDs	ND	0.902				
Total HxCDDs	0.298		0.676			
Total HpCDDs	14.8					
Total TCDFs	ND	0.222	0.502			
Total PeCDFs	ND	0.556				
Total HxCDFs	ND	0.556	0.138			
Total HpCDFs	0.111					
ITEF TEQ (ND=0)	0.380		0.417			
ITEF TEQ (ND=1/2)	0.964		0.962			

<u>Client Information</u>		<u>Sample Information</u>	
Project Name:	Cp Carroll 03-079e	Report Basis:	Dry Weight
Sample ID:	1042930014	Matrix:	Soil
		Weight / Volume:	05.23 g
		Solids / Lipids:	86.0 %
		Original pH :	NA
		Batch ID:	WG10367
<u>Laboratory Information</u>			
Project ID:	G552-81	Filename:	a07jun04b_3-7
Sample ID:	G552-81-12B	Retchk:	a07jun04b_2-14
Collection Date/Time:	18-May-04 09:45	Begin ConCal:	a07jun04b_2-14
Receipt Date:	29-May-04	End ConCal:	a07jun04b_3-14
Extraction Date:	07-Jun-04	Initial Cal:	m8290-122203b
Analysis Date:	08-Jun-04		

Method 8290
1042930014
 SGS Environmental

Analytical Data Summary Sheet

Labeled Standard	Expected Amount (ng)	Measured Amount (ng)	Percent Recovery (%)	RT (min.)	Ratio	Qualifier
Extraction Standards						
¹³ C ₁₂ -2,3,7,8-TCDD	2.0	2.02	101	31:16	0.78	
¹³ C ₁₂ -1,2,3,7,8-PeCDD	2.0	1.82	91.0	34:06	1.56	
¹³ C ₁₂ -1,2,3,6,7,8-HxCDD	2.0	1.86	93.0	36:47	1.21	
¹³ C ₁₂ -1,2,3,4,6,7,8-HpCDD	2.0	2.02	101	40:06	1.05	
¹³ C ₁₂ -OCDD	4.0	2.93	73.3	44:22	0.82	
¹³ C ₁₂ -2,3,7,8-TCDF	2.0	1.97	98.5	30:35	0.80	
¹³ C ₁₂ -1,2,3,7,8-PeCDF	2.0	1.80	90.0	33:19	1.56	
¹³ C ₁₂ -1,2,3,6,7,8-HxCDF	2.0	1.73	86.5	36:05	0.50	
¹³ C ₁₂ -1,2,3,4,6,7,8-HpCDF	2.0	1.77	88.5	38:50	0.46	
Cleanup Standards						
³⁷ Cl ₄ -2,3,7,8-TCDD	0.4	0.395	98.8	31:17		
¹³ C ₁₂ -2,3,4,7,8-PeCDF	0.4	0.347	86.8	33:55	1.53	
¹³ C ₁₂ -1,2,3,4,7,8-HxCDD	0.4	0.434	109	36:41	1.23	
¹³ C ₁₂ -1,2,3,4,7,8-HxCDF	0.4	0.395	98.8	35:59	0.54	
¹³ C ₁₂ -1,2,3,4,7,8,9-HpCDF	0.4	0.363	90.8	40:46	0.46	
Injection Standards						
¹³ C ₁₂ -1,2,3,4-TCDD	2.0			30:45	0.79	
¹³ C ₁₂ -1,2,3,7,8,9-HxCDD	2.0			37:01	1.21	

Client Information		Sample Information	
Project Name:	Cp Carroll 03-079e	Report Basis:	Dry Weight
Sample ID:	1042930014	Matrix:	Soil
		Weight / Volume:	05.23 Grams
		Solids / Lipids:	86.0 %
		Original pH :	NA
		Batch ID:	WG10367
Laboratory Information		Filename:	a07jun04b_3-7
Project ID:	G552-81	Retchk:	a07jun04b_2-14
Sample ID:	G552-81-12B	Begin ConCal:	a07jun04b_2-14
Collection Date/Time:	18-May-04 09:45	End ConCal:	a07jun04b_3-14
Receipt Date:	29-May-04	Initial Cal:	m8290-122203b
Extraction Date:	07-Jun-04		
Analysis Date:	08-Jun-04		
Analyzed by:  b6		Reviewed by:  b6	
Date: 06-11-04		Date: 07/2/04	

Method 8290
1042930015
 SGS Environmental

Analytical Data Summary Sheet



Analyte	Amount (pg/g)	EDL (pg/g)	EMPC (pg/g)	RT (min.)	Ratio	Qualifier
2,3,7,8-TCDD	ND	0.207				
1,2,3,7,8-PeCDD	ND	0.517				
1,2,3,4,7,8-HxCDD	ND	0.517				
1,2,3,6,7,8-HxCDD	ND	0.517				
1,2,3,7,8,9-HxCDD	ND	0.517				
1,2,3,4,6,7,8-HpCDD	0.426			40:06	0.95	A
OCDD	21.4			44:23	0.87	
2,3,7,8-TCDF	EMPC	0.207	0.178	30:36	0.92	A
1,2,3,7,8-PeCDF	EMPC	0.517	0.103	33:20	1.13	A
2,3,4,7,8-PeCDF	EMPC	0.517	0.0745	33:56	1.11	A
1,2,3,4,7,8-HxCDF	ND	0.517				
1,2,3,6,7,8-HxCDF	0.0952			36:06	1.27	A
2,3,4,6,7,8-HxCDF	ND	0.517				
1,2,3,7,8,9-HxCDF	ND	0.517				
1,2,3,4,6,7,8-HpCDF	ND	0.517				
1,2,3,4,7,8,9-HpCDF	ND	0.517				
OCDF	ND	1.03				
Total TCDDs	ND	0.563				
Total PeCDDs	ND	0.844				
Total HxCDDs	ND	0.927				
Total HpCDDs	0.426		1.08			
Total TCDFs	ND	0.207	0.393			
Total PeCDFs	ND	0.517	0.178			
Total HxCDFs	0.0952		0.277			
Total HpCDFs	ND	0.517				
ITEF TEQ (ND=0)	0.0352		0.0954			
ITEF TEQ (ND=½)	0.582		0.489			

<u>Client Information</u>		<u>Sample Information</u>	
Project Name:	Cp Carroll 03-079e	Report Basis:	Dry Weight
Sample ID:	1042930015	Matrix:	Soil
		Weight / Volume:	05.31 g
		Solids / Lipids:	91.0 %
		Original pH :	NA
		Batch ID:	WG10367
<u>Laboratory Information</u>			
Project ID:	G552-81	Filename:	a07jun04b_3-8
Sample ID:	G552-81-13B	Retchk:	a07jun04b_2-14
Collection Date/Time:	18-May-04 10:15	Begin ConCal:	a07jun04b_2-14
Receipt Date:	29-May-04	End ConCal:	a07jun04b_3-14
Extraction Date:	07-Jun-04	Initial Cal:	m8290-122203b
Analysis Date:	08-Jun-04		

Method 8290
1042930015
 SGS Environmental

Analytical Data Summary Sheet

Labeled Standard	Expected Amount (ng)	Measured Amount (ng)	Percent Recovery (%)	RT (min.)	Ratio	Qualifier
Extraction Standards						
¹³ C ₁₂ -2,3,7,8-TCDD	2.0	1.82	91.0	31:16	0.77	
¹³ C ₁₂ -1,2,3,7,8-PeCDD	2.0	1.67	83.5	34:06	1.52	
¹³ C ₁₂ -1,2,3,6,7,8-HxCDD	2.0	1.73	86.5	36:46	1.25	
¹³ C ₁₂ -1,2,3,4,6,7,8-HpCDD	2.0	1.85	92.5	40:05	1.04	
¹³ C ₁₂ -OCDD	4.0	2.68	67.0	44:22	0.83	
¹³ C ₁₂ -2,3,7,8-TCDF	2.0	1.78	89.0	30:35	0.80	
¹³ C ₁₂ -1,2,3,7,8-PeCDF	2.0	1.66	83.0	33:19	1.55	
¹³ C ₁₂ -1,2,3,6,7,8-HxCDF	2.0	1.60	80.0	36:05	0.52	
¹³ C ₁₂ -1,2,3,4,6,7,8-HpCDF	2.0	1.60	80.0	38:51	0.45	
Cleanup Standards						
³⁷ Cl ₄ -2,3,7,8-TCDD	0.4	0.364	91.0	31:17		
¹³ C ₁₂ -2,3,4,7,8-PeCDF	0.4	0.325	81.3	33:55	1.56	
¹³ C ₁₂ -1,2,3,4,7,8-HxCDD	0.4	0.381	95.3	36:41	1.24	
¹³ C ₁₂ -1,2,3,4,7,8-HxCDF	0.4	0.368	92.0	35:59	0.50	
¹³ C ₁₂ -1,2,3,4,7,8,9-HpCDF	0.4	0.327	81.8	40:47	0.48	
Injection Standards						
¹³ C ₁₂ -1,2,3,4-TCDD	2.0			30:45	0.80	
¹³ C ₁₂ -1,2,3,7,8,9-HxCDD	2.0			37:01	1.29	

Client Information		Sample Information	
Project Name:	Cp Carroll 03-079e	Report Basis:	Dry Weight
Sample ID:	1042930015	Matrix:	Soil
		Weight / Volume:	05.31 Grams
		Solids / Lipids:	91.0 %
		Original pH :	NA
		Batch ID:	WG10367
Laboratory Information			
Project ID:	G552-81	Filename:	a07jun04b_3-8
Sample ID:	G552-81-13B	Retchik:	a07jun04b_2-14
Collection Date/Time:	18-May-04 10:15	Begin ConCal:	a07jun04b_2-14
Receipt Date:	29-May-04	End ConCal:	a07jun04b_3-14
Extraction Date:	07-Jun-04	Initial Cal:	m8290-122203b
Analysis Date:	08-Jun-04		
Analyzed by:	 b6	Reviewed by:	 b6
Date:	06-11-04	Date:	6/11/04

Method 8290
1042930018
 SGS Environmental

Analytical Data Summary Sheet



Analyte	Amount (pg/g)	EDL (pg/g)	EMPC (pg/g)	RT (min.)	Ratio	Qualifier
2,3,7,8-TCDD	ND	0.231				
1,2,3,7,8-PeCDD	ND	0.577				
1,2,3,4,7,8-HxCDD	ND	0.577				
1,2,3,6,7,8-HxCDD	ND	0.577				
1,2,3,7,8,9-HxCDD	ND	0.577				
1,2,3,4,6,7,8-HpCDD	EMPC	0.577	0.637	40:06	1.27	A
OCDD	23.4			44:23	0.89	
2,3,7,8-TCDF	EMPC	0.231	0.231	30:36	0.92	A
1,2,3,7,8-PeCDF	EMPC	0.577	0.0739	33:20	1.00	A
2,3,4,7,8-PeCDF	0.0739			33:56	1.45	A
1,2,3,4,7,8-HxCDF	ND	0.577				
1,2,3,6,7,8-HxCDF	0.0924			36:06	1.36	A
2,3,4,6,7,8-HxCDF	ND	0.577				
1,2,3,7,8,9-HxCDF	ND	0.577				
1,2,3,4,6,7,8-HpCDF	0.166			38:52	1.00	A
1,2,3,4,7,8,9-HpCDF	ND	0.577				
OCDF	ND	1.15				
Total TCDDs	ND	0.647				
Total PeCDDs	ND	0.836				
Total HxCDDs	ND	1.03				
Total HpCDDs	0.771		1.41			
Total TCDFs	0.0970		0.448			
Total PeCDFs	0.0739		0.148			
Total HxCDFs	0.0924					
Total HpCDFs	0.356					
ITEF TEQ (ND=0)	0.0712		0.104			
ITEF TEQ (ND=½)	0.537		0.541			

<u>Client Information</u>		<u>Sample Information</u>	
Project Name:	Cp Carroll 03-079e	Report Basis:	Dry Weight
Sample ID:	1042930018	Matrix:	Soil
		Weight / Volume:	05.03 g
		Solids / Lipids:	86.1 %
		Original pH :	NA
		Batch ID:	WG10367
<u>Laboratory Information</u>			
Project ID:	G552-81	Filename:	a07jun04b_3-9
Sample ID:	G552-81-14B	Retchk:	a07jun04b_2-14
Collection Date/Time:	18-May-04 11:35	Begin ConCal:	a07jun04b_2-14
Receipt Date:	29-May-04	End ConCal:	a07jun04b_3-14
Extraction Date:	07-Jun-04	Initial Cal:	m8290-122203b
Analysis Date:	08-Jun-04		

Method 8290
1042930018
 SGS Environmental

Analytical Data Summary Sheet

Labeled Standard	Expected Amount (ng)	Measured Amount (ng)	Percent Recovery (%)	RT (min.)	Ratio	Qualifier
Extraction Standards						
¹³ C ₁₂ -2,3,7,8-TCDD	2.0	1.86	93.0	31:16	0.78	
¹³ C ₁₂ -1,2,3,7,8-PeCDD	2.0	1.70	85.0	34:06	1.57	
¹³ C ₁₂ -1,2,3,6,7,8-HxCDD	2.0	1.69	84.5	36:47	1.23	
¹³ C ₁₂ -1,2,3,4,6,7,8-HpCDD	2.0	1.79	89.5	40:06	1.04	
¹³ C ₁₂ -OCDD	4.0	2.57	64.3	44:22	0.84	
¹³ C ₁₂ -2,3,7,8-TCDF	2.0	1.76	88.0	30:35	0.81	
¹³ C ₁₂ -1,2,3,7,8-PeCDF	2.0	1.66	83.0	33:19	1.53	
¹³ C ₁₂ -1,2,3,6,7,8-HxCDF	2.0	1.59	79.5	36:05	0.52	
¹³ C ₁₂ -1,2,3,4,6,7,8-HpCDF	2.0	1.56	78.0	38:51	0.46	
Cleanup Standards						
³⁷ Cl ₄ -2,3,7,8-TCDD	0.4	0.369	92.3	31:17		
¹³ C ₁₂ -2,3,4,7,8-PeCDF	0.4	0.325	81.3	33:55	1.57	
¹³ C ₁₂ -1,2,3,4,7,8-HxCDD	0.4	0.382	95.5	36:41	1.26	
¹³ C ₁₂ -1,2,3,4,7,8-HxCDF	0.4	0.375	93.8	35:59	0.51	
¹⁴ C ₁₂ -1,2,3,4,7,8,9-HpCDF	0.4	0.325	81.3	40:47	0.47	
Injection Standards						
¹³ C ₁₂ -1,2,3,4-TCDD	2.0			30:45	0.80	
¹³ C ₁₂ -1,2,3,7,8,9-HxCDD	2.0			37:01	1.25	

Client Information		Sample Information	
Project Name:	Cp Carroll 03-079e	Report Basis:	Dry Weight
Sample ID:	1042930018	Matrix:	Soil
		Weight / Volume:	05.03 Grams
		Solids / Lipids:	86.1 %
		Original pH :	NA
		Batch ID:	WG10367
Laboratory Information			
Project ID:	G552-81	Filename:	a07jun04b_3-9
Sample ID:	G552-81-14B	Retchk:	a07jun04b_2-14
Collection Date/Time:	18-May-04 11:35	Begin ConCal:	a07jun04b_2-14
Receipt Date:	29-May-04	End ConCal:	a07jun04b_3-14
Extraction Date:	07-Jun-04	Initial Cal:	m8290-122203b
Analysis Date:	08-Jun-04		
Analyzed by:  b6		Reviewed by:  b6	
Date: <u>06-11-04</u>		Date: <u>6/11/04</u>	

Method 8290
1042930019
 SGS Environmental

Analytical Data Summary Sheet



Analyte	Amount (pg/g)	EDL (pg/g)	EMPC (pg/g)	RT (min.)	Ratio	Qualifier
2,3,7,8-TCDD	ND	0.234				
1,2,3,7,8-PeCDD	ND	0.585				
1,2,3,4,7,8-HxCDD	ND	0.585				
1,2,3,6,7,8-HxCDD	ND	0.585				
1,2,3,7,8,9-HxCDD	EMPC	0.585	0.239	37:02	1.59	A
1,2,3,4,6,7,8-HpCDD	0.393			40:06	0.91	A
OCDD	7.85			44:23	0.78	A
2,3,7,8-TCDF	EMPC	0.234	0.136	30:36	0.97	A
1,2,3,7,8-PeCDF	EMPC	0.585	0.108	33:20	1.01	A
2,3,4,7,8-PeCDF	0.112			33:56	1.36	A
1,2,3,4,7,8-HxCDF	ND	0.585				
1,2,3,6,7,8-HxCDF	0.108			36:06	1.16	A
2,3,4,6,7,8-HxCDF	ND	0.585				
1,2,3,7,8,9-HxCDF	ND	0.585				
1,2,3,4,6,7,8-HpCDF	EMPC	0.585	0.168	38:51	0.62	A
1,2,3,4,7,8,9-HpCDF	ND	0.585				
OCDF	ND	1.17				
Total TCDDs	ND	0.641				
Total PeCDDs	ND	0.865				
Total HxCDDs	ND	1.14	0.239			
Total HpCDDs	0.828					
Total TCDFs	0.131		0.791			
Total PeCDFs	0.112		0.220			
Total HxCDFs	0.108					
Total HpCDFs	ND	0.585	0.365			
ITEF TEQ (ND=0)	0.0786		0.123			
ITEF TEQ (ND=1/2)	0.550		0.536			

<u>Client Information</u>		<u>Sample Information</u>	
Project Name:	Cp Carroll 03-079e	Report Basis:	Dry Weight
Sample ID:	1042930019	Matrix:	Soil
		Weight / Volume:	05.34 g
		Solids / Lipids:	80.1 %
		Original pH :	NA
		Batch ID:	WG10367
<u>Laboratory Information</u>			
Project ID:	G552-81	Filename:	a07jun04b_3-10
Sample ID:	G552-81-15B	Retchk:	a07jun04b_2-14
Collection Date/Time:	18-May-04 13:20	Begin ConCal:	a07jun04b_2-14
Receipt Date:	29-May-04	End ConCal:	a07jun04b_3-14
Extraction Date:	07-Jun-04	Initial Cal:	m8290-122203b
Analysis Date:	08-Jun-04		

Method 8290
1042930019
 SGS Environmental

Analytical Data Summary Sheet

Labeled Standard	Expected Amount (ng)	Measured Amount (ng)	Percent Recovery (%)	RT (min.)	Ratio	Qualifier
Extraction Standards						
¹³ C ₁₂ -2,3,7,8-TCDD	2.0	1.77	88.5	31:16	0.79	
¹³ C ₁₂ -1,2,3,7,8-PeCDD	2.0	1.59	79.5	34:07	1.51	
¹³ C ₁₂ -1,2,3,6,7,8-HxCDD	2.0	1.69	84.5	36:46	1.20	
¹³ C ₁₂ -1,2,3,4,6,7,8-HpCDD	2.0	1.79	89.5	40:05	1.04	
¹³ C ₁₂ -OCDD	4.0	2.55	63.8	44:22	0.82	
¹³ C ₁₂ -2,3,7,8-TCDF	2.0	1.71	85.5	30:35	0.83	
¹³ C ₁₂ -1,2,3,7,8-PeCDF	2.0	1.55	77.5	33:19	1.54	
¹³ C ₁₂ -1,2,3,6,7,8-HxCDF	2.0	1.57	78.5	36:05	0.51	
¹³ C ₁₂ -1,2,3,4,6,7,8-HpCDF	2.0	1.55	77.5	38:51	0.46	
Cleanup Standards						
³⁷ Cl ₄ -2,3,7,8-TCDD	0.4	0.336	84.0	31:17		
¹³ C ₁₂ -2,3,4,7,8-PeCDF	0.4	0.303	75.8	33:55	1.55	
¹³ C ₁₂ -1,2,3,4,7,8-HxCDD	0.4	0.364	91.0	36:41	1.20	
¹³ C ₁₂ -1,2,3,4,7,8-HxCDF	0.4	0.359	89.8	35:59	0.49	
¹³ C ₁₂ -1,2,3,4,7,8,9-HpCDF	0.4	0.319	79.8	40:47	0.46	
Injection Standards						
¹³ C ₁₂ -1,2,3,4-TCDD	2.0			30:45	0.79	
¹³ C ₁₂ -1,2,3,7,8,9-HxCDD	2.0			37:02	1.18	

Client Information		Sample Information	
Project Name:	Cp Carroll 03-079e	Report Basis:	Dry Weight
Sample ID:	1042930019	Matrix:	Soil
		Weight / Volume:	05.34 Grams
		Solids / Lipids:	80.1 %
		Original pH :	NA
		Batch ID:	WG10367
Laboratory Information			
Project ID:	G552-81	Filename:	a07jun04b_3-10
Sample ID:	G552-81-15B	Retchk:	a07jun04b_2-14
Collection Date/Time:	18-May-04 13:20	Begin ConCal:	a07jun04b_2-14
Receipt Date:	29-May-04	End ConCal:	a07jun04b_3-14
Extraction Date:	07-Jun-04	Initial Cal:	m8290-122203b
Analysis Date:	08-Jun-04		
Analyzed by:	 b6	Reviewed by:	 b6
Date:	06-11-04	Date:	6/11/04

Method 8290
1042930020
 SGS Environmental

Analytical Data Summary Sheet



Analyte	Amount (pg/g)	EDL (pg/g)	EMPC (pg/g)	RT (min.)	Ratio	Qualifier
2,3,7,8-TCDD	ND	0.224				
1,2,3,7,8-PeCDD	ND	0.560				
1,2,3,4,7,8-HxCDD	ND	0.560				
1,2,3,6,7,8-HxCDD	ND	0.560				
1,2,3,7,8,9-HxCDD	ND	0.560				
1,2,3,4,6,7,8-HpCDD	0.381			40:06	1.04	A
OCDD	19.4			44:22	0.89	
2,3,7,8-TCDF	EMPC	0.224	0.211	30:36	0.93	A
1,2,3,7,8-PeCDF	ND	0.560				
2,3,4,7,8-PeCDF	ND	0.560				
1,2,3,4,7,8-HxCDF	ND	0.560				
1,2,3,6,7,8-HxCDF	ND	0.560				
2,3,4,6,7,8-HxCDF	ND	0.560				
1,2,3,7,8,9-HxCDF	ND	0.560				
1,2,3,4,6,7,8-HpCDF	0.157			38:51	1.03	A
1,2,3,4,7,8,9-HpCDF	ND	0.560				
OCDF	ND	1.12				
Total TCDDs	ND	0.645				
Total PeCDDs	ND	0.843				
Total HxCDDs	ND	0.977				
Total HpCDDs	1.08					
Total TCDFs	ND	0.224	0.296			
Total PeCDFs	ND	0.560				
Total HxCDFs	ND	0.560				
Total HpCDFs	0.157		0.394			
ITEF TEQ (ND=0)	0.0248		0.0459			
ITEF TEQ (ND=½)	0.642		0.651			

<u>Client Information</u>		<u>Sample Information</u>	
Project Name:	Cp Carroll 03-079e	Report Basis:	Dry Weight
Sample ID:	1042930020	Matrix:	Soil
		Weight / Volume:	05.10 g
		Solids / Lipids:	87.5 %
		Original pH :	NA
		Batch ID:	WG10367
<u>Laboratory Information</u>			
Project ID:	G552-81	Filename:	a07jun04b_3-11
Sample ID:	G552-81-16B	Retchk:	a07jun04b_2-14
Collection Date/Time:	18-May-04 13:50	Begin ConCal:	a07jun04b_2-14
Receipt Date:	29-May-04	End ConCal:	a07jun04b_3-14
Extraction Date:	07-Jun-04	Initial Cal:	m8290-122203b
Analysis Date:	08-Jun-04		

Method 8290
1042930020
 SGS Environmental

Analytical Data Summary Sheet

Labeled Standard	Expected Amount (ng)	Measured Amount (ng)	Percent Recovery (%)	RT (min.)	Ratio	Qualifier
Extraction Standards						
¹³ C ₁₂ -2,3,7,8-TCDD	2.0	1.93	96.5	31:16	0.79	
¹³ C ₁₂ -1,2,3,7,8-PeCDD	2.0	1.79	89.5	34:06	1.56	
¹³ C ₁₂ -1,2,3,6,7,8-HxCDD	2.0	1.70	85.0	36:46	1.23	
¹³ C ₁₂ -1,2,3,4,6,7,8-HpCDD	2.0	1.82	91.0	40:05	1.06	
¹³ C ₁₂ -OCDD	4.0	2.71	67.8	44:21	0.84	
¹³ C ₁₂ -2,3,7,8-TCDF	2.0	1.84	92.0	30:35	0.81	
¹³ C ₁₂ -1,2,3,7,8-PeCDF	2.0	1.71	85.5	33:19	1.53	
¹³ C ₁₂ -1,2,3,6,7,8-HxCDF	2.0	1.64	82.0	36:05	0.51	
¹³ C ₁₂ -1,2,3,4,6,7,8-HpCDF	2.0	1.60	80.0	38:50	0.46	
Cleanup Standards						
³⁷ Cl ₄ -2,3,7,8-TCDD	0.4	0.386	96.5	31:17		
¹³ C ₁₂ -2,3,4,7,8-PeCDF	0.4	0.339	84.8	33:55	1.51	
¹³ C ₁₂ -1,2,3,4,7,8-HxCDD	0.4	0.413	103	36:41	1.24	
¹³ C ₁₂ -1,2,3,4,7,8-HxCDF	0.4	0.366	91.5	35:59	0.50	
¹³ C ₁₂ -1,2,3,4,7,8,9-HpCDF	0.4	0.344	86.0	40:46	0.47	
Injection Standards						
¹³ C ₁₂ -1,2,3,4-TCDD	2.0			30:44	0.79	
¹³ C ₁₂ -1,2,3,7,8,9-HxCDD	2.0			37:01	1.24	

Client Information		Sample Information	
Project Name:	Cp Carroll 03-079e	Report Basis:	Dry Weight
Sample ID:	1042930020	Matrix:	Soil
		Weight / Volume:	05.10 Grams
		Solids / Lipids:	87.5 %
		Original pH :	NA
		Batch ID:	WG10367
Laboratory Information			
Project ID:	G552-81	Filename:	a07jun04b_3-11
Sample ID:	G552-81-16B	Retchk:	a07jun04b_2-14
Collection Date/Time:	18-May-04 13:50	Begin ConCal:	a07jun04b_2-14
Receipt Date:	29-May-04	End ConCal:	a07jun04b_3-14
Extraction Date:	07-Jun-04	Initial Cal:	m8290-122203b
Analysis Date:	08-Jun-04		
Analyzed by:  b6		Reviewed by:  b6	
Date: 06-11-04		Date: 4/11/04	

Method 8290
1042930021
 SGS Environmental

Analytical Data Summary Sheet



Analyte	Amount (pg/g)	EDL (pg/g)	EMPC (pg/g)	RT (min.)	Ratio	Qualifier
2,3,7,8-TCDD	ND	0.199				
1,2,3,7,8-PeCDD	ND	0.496				
1,2,3,4,7,8-HxCDD	ND	0.496				
1,2,3,6,7,8-HxCDD	0.214			36:47	1.20	A
1,2,3,7,8,9-HxCDD	ND	0.496				
1,2,3,4,6,7,8-HpCDD	1.66			40:06	0.94	A
OCDD	24.9			44:23	0.83	
2,3,7,8-TCDF	0.881			30:36	0.81	A
1,2,3,7,8-PeCDF	EMPC	0.496	0.163	33:19	1.28	A
2,3,4,7,8-PeCDF	0.107			33:56	1.33	A
1,2,3,4,7,8-HxCDF	ND	0.496				
1,2,3,6,7,8-HxCDF	ND	0.496				
2,3,4,6,7,8-HxCDF	ND	0.496				
1,2,3,7,8,9-HxCDF	ND	0.496				
1,2,3,4,6,7,8-HpCDF	1.66			38:51	0.97	A
1,2,3,4,7,8,9-HpCDF	ND	0.496				
OCDF	1.20			44:40	0.78	A
Total TCDDs	ND	0.584				
Total PeCDDs	ND	0.750				
Total HxCDDs	0.214		1.92			
Total HpCDDs	3.55					
Total TCDFs	1.24		1.38			
Total PeCDFs	0.623		0.842			
Total HxCDFs	1.12		2.26			
Total HpCDFs	3.84					
ITEF TEQ (ND=0)	0.222		0.230			
ITEF TEQ (ND=1/2)	0.609		0.605			

<u>Client Information</u>		<u>Sample Information</u>	
Project Name:	Cp Carroll 03-079e	Report Basis:	Dry Weight
Sample ID:	1042930021	Matrix:	Soil
		Weight / Volume:	05.67 g
		Solids / Lipids:	88.8 %
		Original pH :	NA
		Batch ID:	WG10367
<u>Laboratory Information</u>			
Project ID:	G552-81	Filename:	a07jun04b_3-12
Sample ID:	G552-81-17B	Retchk:	a07jun04b_2-14
Collection Date/Time:	18-May-04 15:00	Begin ConCal:	a07jun04b_2-14
Receipt Date:	29-May-04	End ConCal:	a07jun04b_3-14
Extraction Date:	07-Jun-04	Initial Cal:	m8290-122203b
Analysis Date:	08-Jun-04		

Method 8290
1042930021
 SGS Environmental

Analytical Data Summary Sheet

Labeled Standard	Expected Amount (ng)	Measured Amount (ng)	Percent Recovery (%)	RT (min.)	Ratio	Qualifier
Extraction Standards						
¹³ C ₁₂ -2,3,7,8-TCDD	2.0	1.88	94.0	31:16	0.78	
¹³ C ₁₂ -1,2,3,7,8-PeCDD	2.0	1.73	86.5	34:06	1.57	
¹³ C ₁₂ -1,2,3,6,7,8-HxCDD	2.0	1.70	85.0	36:47	1.27	
¹³ C ₁₂ -1,2,3,4,6,7,8-HpCDD	2.0	1.81	90.5	40:06	1.07	
¹³ C ₁₂ -OCDD	4.0	2.60	65.0	44:22	0.82	
¹³ C ₁₂ -2,3,7,8-TCDF	2.0	1.82	91.0	30:35	0.79	
¹³ C ₁₂ -1,2,3,7,8-PeCDF	2.0	1.70	85.0	33:19	1.55	
¹³ C ₁₂ -1,2,3,6,7,8-HxCDF	2.0	1.58	79.0	36:05	0.50	
¹³ C ₁₂ -1,2,3,4,6,7,8-HpCDF	2.0	1.59	79.5	38:50	0.45	
Cleanup Standards						
³⁷ Cl ₄ -2,3,7,8-TCDD	0.4	0.402	101	31:17		
¹³ C ₁₂ -2,3,4,7,8-PeCDF	0.4	0.366	91.5	33:55	1.58	
¹³ C ₁₂ -1,2,3,4,7,8-HxCDD	0.4	0.420	105	36:41	1.26	
¹³ C ₁₂ -1,2,3,4,7,8-HxCDF	0.4	0.394	98.5	35:59	0.55	
¹³ C ₁₂ -1,2,3,4,7,8,9-HpCDF	0.4	0.358	89.5	40:46	0.48	
Injection Standards						
¹³ C ₁₂ -1,2,3,4-TCDD	2.0			30:44	0.79	
¹³ C ₁₂ -1,2,3,7,8,9-HxCDD	2.0			37:01	1.24	

Client Information		Sample Information	
Project Name:	Cp Carroll 03-079e	Report Basis:	Dry Weight
Sample ID:	1042930021	Matrix:	Soil
		Weight / Volume:	05.67 Grams
		Solids / Lipids:	88.8 %
		Original pH :	NA
		Batch ID:	WG10367
Laboratory Information			
Project ID:	G552-81	Filename:	a07jun04b_3-12
Sample ID:	G552-81-17B	Retchk:	a07jun04b_2-14
Collection Date/Time:	18-May-04 15:00	Begin ConCal:	a07jun04b_2-14
Receipt Date:	29-May-04	End ConCal:	a07jun04b_3-14
Extraction Date:	07-Jun-04	Initial Cal:	m8290-122203b
Analysis Date:	08-Jun-04		
Analyzed by:  b6		Reviewed by:  b6	
Date: 06-11-04		Date: 06/11/04	

Method 8290
1042930022
 SGS Environmental

Analytical Data Summary Sheet



Analyte	Amount (pg/g)	EDL (pg/g)	EMPC (pg/g)	RT (min.)	Ratio	Qualifier
2,3,7,8-TCDD	ND	0.227				
1,2,3,7,8-PeCDD	ND	0.568				
1,2,3,4,7,8-HxCDD	ND	0.568				
1,2,3,6,7,8-HxCDD	ND	0.568				
1,2,3,7,8,9-HxCDD	ND	0.568				
1,2,3,4,6,7,8-HpCDD	0.459			40:06	1.12	A
OCDD	13.2			44:23	0.87	
2,3,7,8-TCDF	0.173			30:36	0.84	A
1,2,3,7,8-PeCDF	EMPC	0.568	0.0955	33:20	0.86	A
2,3,4,7,8-PeCDF	EMPC	0.568	0.0727	33:56	1.04	A
1,2,3,4,7,8-HxCDF	ND	0.568				
1,2,3,6,7,8-HxCDF	ND	0.568				
2,3,4,6,7,8-HxCDF	ND	0.568				
1,2,3,7,8,9-HxCDF	ND	0.568				
1,2,3,4,6,7,8-HpCDF	0.123			38:52	0.99	A
1,2,3,4,7,8,9-HpCDF	ND	0.568				
OCDF	ND	1.14				
Total TCDDs	ND	0.650				
Total PeCDDs	ND	0.877				
Total HxCDDs	ND	0.568				
Total HpCDDs	1.11					
Total TCDFs	0.300		0.473			
Total PeCDFs	ND	0.568	0.168			
Total HxCDFs	ND	0.568				
Total HpCDFs	0.123					
ITEF TEQ (ND=0)	0.0363		0.0774			
ITEF TEQ (ND=1/2)	0.651		0.535			

<u>Client Information</u>		<u>Sample Information</u>	
Project Name:	Cp Carroll 03-079e	Report Basis:	Dry Weight
Sample ID:	1042930022	Matrix:	Soil
		Weight / Volume:	05.12 g
		Solids / Lipids:	85.9 %
		Original pH :	NA
		Batch ID:	WG10367
<u>Laboratory Information</u>			
Project ID:	G552-81	Filename:	a07jun04b_3-13
Sample ID:	G552-81-18B	Retchk:	a07jun04b_2-14
Collection Date/Time:	18-May-04 15:20	Begin ConCal:	a07jun04b_2-14
Receipt Date:	29-May-04	End ConCal:	a07jun04b_3-14
Extraction Date:	07-Jun-04	Initial Cal:	m8290-122203b
Analysis Date:	09-Jun-04		

Method 8290
1042930022
 SGS Environmental

Analytical Data Summary Sheet

Labeled Standard	Expected Amount (ng)	Measured Amount (ng)	Percent Recovery (%)	RT (min.)	Ratio	Qualifier
Extraction Standards						
¹³ C ₁₂ -2,3,7,8-TCDD	2.0	1.96	98.0	31:16	0.79	
¹³ C ₁₂ -1,2,3,7,8-PeCDD	2.0	1.78	89.0	34:06	1.52	
¹³ C ₁₂ -1,2,3,6,7,8-HxCDD	2.0	1.83	91.5	36:47	1.25	
¹³ C ₁₂ -1,2,3,4,6,7,8-HpCDD	2.0	1.94	97.0	40:06	1.06	
¹³ C ₁₂ -OCDD	4.0	2.80	70.0	44:22	0.82	
¹³ C ₁₂ -2,3,7,8-TCDF	2.0	1.88	94.0	30:35	0.82	
¹³ C ₁₂ -1,2,3,7,8-PeCDF	2.0	1.76	88.0	33:19	1.52	
¹³ C ₁₂ -1,2,3,6,7,8-HxCDF	2.0	1.71	85.5	36:05	0.50	
¹³ C ₁₂ -1,2,3,4,6,7,8-HpCDF	2.0	1.69	84.5	38:50	0.47	
Cleanup Standards						
³⁷ Cl ₄ -2,3,7,8-TCDD	0.4	0.389	97.3	31:17		
¹³ C ₁₂ -2,3,4,7,8-PeCDF	0.4	0.340	85.0	33:55	1.54	
¹³ C ₁₂ -1,2,3,4,7,8-HxCDD	0.4	0.405	101	36:41	1.22	
¹³ C ₁₂ -1,2,3,4,7,8-HxCDF	0.4	0.381	95.3	35:59	0.54	
¹³ C ₁₂ -1,2,3,4,7,8,9-HpCDF	0.4	0.359	89.8	40:47	0.47	
Injection Standards						
¹³ C ₁₂ -1,2,3,4-TCDD	2.0			30:45	0.79	
¹³ C ₁₂ -1,2,3,7,8,9-HxCDD	2.0			37:02	1.27	

Client Information		Sample Information	
Project Name:	Cp Carroll 03-079e	Report Basis:	Dry Weight
Sample ID:	1042930022	Matrix:	Soil
		Weight / Volume:	05.12 Grams
		Solids / Lipids:	85.9 %
		Original pH :	NA
		Batch ID:	WG10367
Laboratory Information		Filename:	a07jun04b_3-13
Project ID:	G552-81	Retchk:	a07jun04b_2-14
Sample ID:	G552-81-18B	Begin ConCal:	a07jun04b_2-14
Collection Date/Time:	18-May-04 15:20	End ConCal:	a07jun04b_3-14
Receipt Date:	29-May-04	Initial Cal:	m8290-122203b
Extraction Date:	07-Jun-04		
Analysis Date:	09-Jun-04		
Analyzed by:  b6		Reviewed by:  b6	
Date: 06-11-04		Date: 06/11/04	

Method 8290
1042930023
 SGS Environmental

Analytical Data Summary Sheet



Analyte	Amount (pg/g)	EDL (pg/g)	EMPC (pg/g)	RT (min.)	Ratio	Qualifier
2,3,7,8-TCDD	ND	0.225				
1,2,3,7,8-PeCDD	EMPC	0.563	0.167	34:07	1.21	A
1,2,3,4,7,8-HxCDD	ND	0.563				
1,2,3,6,7,8-HxCDD	ND	0.563				
1,2,3,7,8,9-HxCDD	0.234			37:02	1.22	A
1,2,3,4,6,7,8-HpCDD	0.612			40:06	1.05	A
OCDD	31.4			44:23	0.87	
2,3,7,8-TCDF	EMPC	0.225	0.212	30:35	0.97	A
1,2,3,7,8-PeCDF	EMPC	0.563	0.149	33:19	1.30	A
2,3,4,7,8-PeCDF	EMPC	0.563	0.0990	33:56	1.82	A
1,2,3,4,7,8-HxCDF	EMPC	0.563	0.117	36:00	0.72	A
1,2,3,6,7,8-HxCDF	0.171			36:07	1.07	A
2,3,4,6,7,8-HxCDF	ND	0.563				
1,2,3,7,8,9-HxCDF	ND	0.563				
1,2,3,4,6,7,8-HpCDF	EMPC	0.563	0.203	38:51	0.83	A
1,2,3,4,7,8,9-HpCDF	ND	0.563				
OCDF	ND	1.13				
Total TCDDs	ND	0.680				
Total PeCDDs	ND	0.900	0.167			
Total HxCDDs	0.234					
Total HpCDDs	1.50					
Total TCDFs	0.117		0.486			
Total PeCDFs	ND	0.563	0.248			
Total HxCDFs	0.378		0.495			
Total HpCDFs	ND	0.563	0.428			
ITEF TEQ (ND=0)	0.0780		0.253			
ITEF TEQ (ND=½)	0.644		0.482			

<u>Client Information</u>		<u>Sample Information</u>	
Project Name:	Cp Carroll 03-079e	Report Basis:	Dry Weight
Sample ID:	1042930023	Matrix:	Soil
		Weight / Volume:	05.04 g
		Solids / Lipids:	88.2 %
		Original pH :	NA
		Batch ID:	WG10367
<u>Laboratory Information</u>			
Project ID:	G552-81	Filename:	a07jun04b_4-2
Sample ID:	G552-81-19B	Retchk:	a07jun04b_3-14
Collection Date/Time:	18-May-04 15:55	Begin ConCal:	a07jun04b_3-14
Receipt Date:	29-May-04	End ConCal:	a07jun04b_4-14
Extraction Date:	07-Jun-04	Initial Cal:	m8290-122203b
Analysis Date:	09-Jun-04		

Method 8290
1042930023
 SGS Environmental

Analytical Data Summary Sheet

Labeled Standard	Expected Amount (ng)	Measured Amount (ng)	Percent Recovery (%)	RT (min.)	Ratio	Qualifier
Extraction Standards						
¹³ C ₁₂ -2,3,7,8-TCDD	2.0	2.10	105	31:16	0.77	
¹³ C ₁₂ -1,2,3,7,8-PeCDD	2.0	1.89	94.5	34:06	1.55	
¹³ C ₁₂ -1,2,3,6,7,8-HxCDD	2.0	1.93	96.5	36:46	1.20	
¹³ C ₁₂ -1,2,3,4,6,7,8-HpCDD	2.0	2.08	104	40:06	1.07	
¹³ C ₁₂ -OCDD	4.0	3.12	78.0	44:22	0.84	
¹³ C ₁₂ -2,3,7,8-TCDF	2.0	2.04	102	30:35	0.81	
¹³ C ₁₂ -1,2,3,7,8-PeCDF	2.0	1.88	94.0	33:19	1.68	
¹³ C ₁₂ -1,2,3,6,7,8-HxCDF	2.0	1.80	90.0	36:05	0.50	
¹³ C ₁₂ -1,2,3,4,6,7,8-HpCDF	2.0	1.82	91.0	38:50	0.47	
Cleanup Standards						
³⁷ Cl ₄ -2,3,7,8-TCDD	0.4	0.445	111	31:17		
¹³ C ₁₂ -2,3,4,7,8-PeCDF	0.4	0.392	98.0	33:55	1.62	
¹³ C ₁₂ -1,2,3,4,7,8-HxCDD	0.4	0.459	115	36:41	1.21	
¹³ C ₁₂ -1,2,3,4,7,8-HxCDF	0.4	0.442	111	35:59	0.48	
¹³ C ₁₂ -1,2,3,4,7,8,9-HpCDF	0.4	0.412	103	40:46	0.45	
Injection Standards						
¹³ C ₁₂ -1,2,3,4-TCDD	2.0			30:45	0.78	
¹³ C ₁₂ -1,2,3,7,8,9-HxCDD	2.0			37:01	1.20	

Client Information		Sample Information	
Project Name:	Cp Carroll 03-079e	Report Basis:	Dry Weight
Sample ID:	1042930023	Matrix:	Soil
		Weight / Volume:	05.04 Grams
		Solids / Lipids:	88.2 %
		Original pH :	NA
		Batch ID:	WG10367
Laboratory Information			
Project ID:	G552-81	Filename:	a07jun04b_4-2
Sample ID:	G552-81-19B	Retchk:	a07jun04b_3-14
Collection Date/Time:	18-May-04 15:55	Begin ConCal:	a07jun04b_3-14
Receipt Date:	29-May-04	End ConCal:	a07jun04b_4-14
Extraction Date:	07-Jun-04	Initial Cal:	m8290-122203b
Analysis Date:	09-Jun-04		
Analyzed by:	 b6	Reviewed by:	 b6
Date:	06-11-04	Date:	6/11/04

Method 8290
1042930024
 SGS Environmental

Analytical Data Summary Sheet



Analyte	Amount (pg/g)	EDL (pg/g)	EMPC (pg/g)	RT (min.)	Ratio	Qualifier
2,3,7,8-TCDD	0.304			31:17	0.82	A
1,2,3,7,8-PeCDD	0.240			34:07	1.37	A
1,2,3,4,7,8-HxCDD	0.232			36:42	1.13	A
1,2,3,6,7,8-HxCDD	EMPC	0.500	0.732	36:47	1.02	A
1,2,3,7,8,9-HxCDD	EMPC	0.500	0.388	37:02	1.60	A
1,2,3,4,6,7,8-HpCDD	21.0			40:06	1.02	
OCDD	339			44:23	0.85	
2,3,7,8-TCDF	1.47			30:36	0.79	A
1,2,3,7,8-PeCDF	0.851			33:19	1.53	A
2,3,4,7,8-PeCDF	0.628			33:56	1.57	A
1,2,3,4,7,8-HxCDF	1.55			35:59	1.15	A
1,2,3,6,7,8-HxCDF	EMPC	0.500	0.915	36:06	1.05	A
2,3,4,6,7,8-HxCDF	0.748			36:35	1.21	A
1,2,3,7,8,9-HxCDF	ND	0.500				
1,2,3,4,6,7,8-HpCDF	6.84			38:51	1.06	
1,2,3,4,7,8,9-HpCDF	0.787			40:48	0.97	A
OCDF	28.2			44:41	0.81	
Total TCDDs	1.52		2.66			
Total PeCDDs	1.71					
Total HxCDDs	4.29		6.33			
Total HpCDDs	42.1					
Total TCDFs	7.68		12.8			
Total PeCDFs	7.27		8.46			
Total HxCDFs	9.25		10.2			
Total HpCDFs	17.0					
ITEF TEQ (ND=0)	1.83		2.04			
ITEF TEQ (ND=½)	1.93		2.06			

<u>Client Information</u>		<u>Sample Information</u>	
Project Name:	Cp Carroll 03-079e	Report Basis:	Dry Weight
Sample ID:	1042930024	Matrix:	Soil
		Weight / Volume:	05.52 g
		Solids / Lipids:	90.6 %
		Original pH :	NA
		Batch ID:	WG10361
<u>Laboratory Information</u>			
Project ID:	G552-81	Filename:	a07jun04b_7-8
Sample ID:	G552-81-20B	Retchk:	a07jun04b_6-14
Collection Date/Time:	17-May-04 12:50	Begin ConCal:	a07jun04b_6-14
Receipt Date:	29-May-04	End ConCal:	a07jun04b_7-14
Extraction Date:	03-Jun-04	Initial Cal:	m8290-122203b
Analysis Date:	10-Jun-04		

Method 8290
1042930024
 SGS Environmental

Analytical Data Summary Sheet

Labeled Standard	Expected Amount (ng)	Measured Amount (ng)	Percent Recovery (%)	RT (min.)	Ratio	Qualifier
Extraction Standards						
¹³ C ₁₂ -2,3,7,8-TCDD	2.0	1.76	88.0	31:16	0.81	
¹³ C ₁₂ -1,2,3,7,8-PeCDD	2.0	1.68	84.0	34:06	1.53	
¹³ C ₁₂ -1,2,3,6,7,8-HxCDD	2.0	1.65	82.5	36:46	1.21	
¹³ C ₁₂ -1,2,3,4,6,7,8-HpCDD	2.0	1.76	88.0	40:05	1.05	
¹³ C ₁₂ -OCDD	4.0	2.27	56.8	44:22	0.77	
¹³ C ₁₂ -2,3,7,8-TCDF	2.0	1.74	87.0	30:35	0.80	
¹³ C ₁₂ -1,2,3,7,8-PeCDF	2.0	1.66	83.0	33:19	1.57	
¹³ C ₁₂ -1,2,3,6,7,8-HxCDF	2.0	1.53	76.5	36:05	0.51	
¹³ C ₁₂ -1,2,3,4,6,7,8-HpCDF	2.0	1.51	75.5	38:51	0.47	
Cleanup Standards						
³⁷ Cl ₄ -2,3,7,8-TCDD	0.4	0.347	86.8	31:17		
¹³ C ₁₂ -2,3,4,7,8-PeCDF	0.4	0.330	82.5	33:55	1.57	
¹³ C ₁₂ -1,2,3,4,7,8-HxCDD	0.4	0.363	90.8	36:41	1.20	
¹³ C ₁₂ -1,2,3,4,7,8-HxCDF	0.4	0.365	91.3	35:59	0.49	
¹³ C ₁₂ -1,2,3,4,7,8,9-HpCDF	0.4	0.323	80.8	40:47	0.48	
Injection Standards						
¹³ C ₁₂ -1,2,3,4-TCDD	2.0			30:45	0.82	
¹³ C ₁₂ -1,2,3,7,8,9-HxCDD	2.0			37:02	1.22	

Client Information		Sample Information	
Project Name:	Cp Carroll 03-079e	Report Basis:	Dry Weight
Sample ID:	1042930024	Matrix:	Soil
		Weight / Volume:	05.52 Grams
		Solids / Lipids:	90.6 %
		Original pH :	NA
		Batch ID:	WG10361
Laboratory Information			
Project ID:	G552-81	Filename:	a07jun04b_7-8
Sample ID:	G552-81-20B	Retchk:	a07jun04b_6-14
Collection Date/Time:	17-May-04 12:50	Begin ConCal:	a07jun04b_6-14
Receipt Date:	29-May-04	End ConCal:	a07jun04b_7-14
Extraction Date:	03-Jun-04	Initial Cal:	m8290-122203b
Analysis Date:	10-Jun-04		
Analyzed by:  b6		Reviewed by:  b6	
Date: 06-11-04		Date: 06/11/04	

Method 8290

Results for MS/MSD

1042930024

Analyte	Sample pg/g	Spike pg	MS pg/g	%REC (75-125)	MSD pg/g	%REC (75-125)	%RPD (20)
2,3,7,8-TCDD	0.304	200	45.4	106	42.4	96.2	9.42
1,2,3,7,8-PeCDD	0.240	1000	234	110	217	99.0	10.1
1,2,3,4,7,8-HxCDD	0.232	1000	257	120	225	103	15.8
1,2,3,6,7,8-HxCDD	0.732	1000	235	110	227	103	6.02
1,2,3,7,8,9-HxCDD	0.388	1000	255	119	238	109	9.45
1,2,3,4,6,7,8-HpCDD	21.0	1000	232	98.9	220	90.9	8.40
OCDD	339	2000	705	85.8	655	72.2	17.2
2,3,7,8-TCDF	1.47	200	45.5	103	42.7	94.2	9.11
1,2,3,7,8-PeCDF	0.851	1000	229	107	209	95.1	11.7
2,3,4,7,8-PeCDF	0.628	1000	208	97.2	189	86.1	12.1
1,2,3,4,7,8-HxCDF	1.55	1000	241	112	220	99.8	11.7
1,2,3,6,7,8-HxCDF	0.915	1000	238	111	220	100	10.4
2,3,4,6,7,8-HxCDF	0.748	1000	237	111	227	103	6.87
1,2,3,7,8,9-HxCDF	ND	1000	241	113	229	105	7.65
1,2,3,4,6,7,8-HpCDF	6.84	1000	247	113	224	99.2	12.6
1,2,3,4,7,8,9-HpCDF	0.787	1000	224	105	207	94.2	10.5
OCDF	28.2	2000	465	102	436	93.1	9.41

Client Information

Project ID: Cp Carroll 03-079e
Sample ID: 1042930024

Solids: 90.6 %
Sample amount: 5.52 g
MS amount: 5.17 g
MSD amount: 5.04 g

Laboratory Information

Project ID: G552-81
Sample ID: G552-81-20B
MS ID: G552-81-21B
MSD ID: G552-81-22B

Reviewed By:  b6

1229

Method 8290
1042930025-MS
 SGS Environmental

Analytical Data Summary Sheet


Analyte	Amount (pg/g)	EDL (pg/g)	EMPC (pg/g)	RT (min.)	Ratio	Qualifier
2,3,7,8-TCDD	45.4			31:17	0.80	
1,2,3,7,8-PeCDD	234			34:07	1.57	
1,2,3,4,7,8-HxCDD	257			36:42	1.17	
1,2,3,6,7,8-HxCDD	235			36:47	1.17	
1,2,3,7,8,9-HxCDD	255			37:02	1.16	
1,2,3,4,6,7,8-HpCDD	232			40:06	1.08	
OCDD	705			44:22	0.88	
2,3,7,8-TCDF	45.5			30:36	0.77	
1,2,3,7,8-PeCDF	229			33:19	1.58	
2,3,4,7,8-PeCDF	208			33:56	1.54	
1,2,3,4,7,8-HxCDF	241			36:00	1.20	
1,2,3,6,7,8-HxCDF	238			36:06	1.21	
2,3,4,6,7,8-HxCDF	237			36:35	1.18	
1,2,3,7,8,9-HxCDF	241			37:22	1.22	
1,2,3,4,6,7,8-HpCDF	247			38:51	1.05	
1,2,3,4,7,8,9-HpCDF	224			40:47	1.09	
OCDF	465			44:40	0.83	

<u>Client Information</u>		<u>Sample Information</u>	
Project Name:	Cp Carroll 03-079e	Report Basis:	Dry Weight
Sample ID:	1042930025-MS	Matrix:	Soil
		Weight / Volume:	05.17 g
		Solids / Lipids:	90.6 %
		Original pH :	NA
		Batch ID:	WG10361
<u>Laboratory Information</u>			
Project ID:	G552-81	Filename:	a07jun04b_2-12
Sample ID:	G552-81-21B	Retchk:	a07jun04b-15
Collection Date/Time:	17-May-04 12:50	Begin ConCal:	a07jun04b-15
Receipt Date:	29-May-04	End ConCal:	a07jun04b_2-14
Extraction Date:	03-Jun-04	Initial Cal:	m8290-122203b
Analysis Date:	08-Jun-04		

Method 8290
1042930025-MS
 SGS Environmental

Analytical Data Summary Sheet

Labeled Standard	Expected Amount (ng)	Measured Amount (ng)	Percent Recovery (%)	RT (min.)	Ratio	Qualifier
Extraction Standards						
¹³ C ₁₂ -2,3,7,8-TCDD	2.0	1.90	95.0	31:16	0.79	
¹³ C ₁₂ -1,2,3,7,8-PeCDD	2.0	1.81	90.5	34:06	1.54	
¹³ C ₁₂ -1,2,3,6,7,8-HxCDD	2.0	1.76	88.0	36:47	1.20	
¹³ C ₁₂ -1,2,3,4,6,7,8-HpCDD	2.0	1.95	97.5	40:05	1.06	
¹³ C ₁₂ -OCDD	4.0	2.96	74.0	44:21	0.85	
¹³ C ₁₂ -2,3,7,8-TCDF	2.0	1.82	91.0	30:35	0.80	
¹³ C ₁₂ -1,2,3,7,8-PeCDF	2.0	1.79	89.5	33:19	1.62	
¹³ C ₁₂ -1,2,3,6,7,8-HxCDF	2.0	1.72	86.0	36:05	0.52	
¹³ C ₁₂ -1,2,3,4,6,7,8-HpCDF	2.0	1.69	84.5	38:50	0.48	
Cleanup Standards						
³⁷ Cl ₄ -2,3,7,8-TCDD	0.4	0.386	96.5	31:17		
¹³ C ₁₂ -2,3,4,7,8-PeCDF	0.4	0.371	92.8	33:55	1.57	
¹³ C ₁₂ -1,2,3,4,7,8-HxCDD	0.4	0.420	105	36:41	1.19	
¹³ C ₁₂ -1,2,3,4,7,8-HxCDF	0.4	0.395	98.8	35:59	0.50	
¹³ C ₁₂ -1,2,3,4,7,8,9-HpCDF	0.4	0.373	93.3	40:46	0.48	
Injection Standards						
¹³ C ₁₂ -1,2,3,4-TCDD	2.0			30:45	0.81	
¹³ C ₁₂ -1,2,3,7,8,9-HxCDD	2.0			37:01	1.17	

Client Information		Sample Information	
Project Name:	Cp Carroll 03-079e	Report Basis:	Dry Weight
Sample ID:	1042930025-MS	Matrix:	Soil
		Weight / Volume:	05.17 Grams
		Solids / Lipids:	90.6 %
		Original pH :	NA
		Batch ID:	WG10361
Laboratory Information			
Project ID:	G552-81	Filename:	a07jun04b_2-12
Sample ID:	G552-81-21B	Retchk:	a07jun04b-15
Collection Date/Time:	17-May-04 12:50	Begin ConCal:	a07jun04b-15
Receipt Date:	29-May-04	End ConCal:	a07jun04b_2-14
Extraction Date:	03-Jun-04	Initial Cal:	m8290-122203b
Analysis Date:	08-Jun-04		
Analyzed by:	 bl	Reviewed by:	_____
Date:	06-10-07	Date:	_____

Method 8290
1042930026-MSD
 SGS Environmental

Analytical Data Summary Sheet



Analyte	Amount (pg/g)	EDL (pg/g)	EMPC (pg/g)	RT (min.)	Ratio	Qualifier
2,3,7,8-TCDD	42.4			31:17	0.80	
1,2,3,7,8-PeCDD	217			34:07	1.59	
1,2,3,4,7,8-HxCDD	225			36:42	1.18	
1,2,3,6,7,8-HxCDD	227			36:47	1.16	
1,2,3,7,8,9-HxCDD	238			37:02	1.15	
1,2,3,4,6,7,8-HpCDD	220			40:06	1.06	
OCDD	655			44:22	0.88	
2,3,7,8-TCDF	42.7			30:37	0.77	
1,2,3,7,8-PeCDF	209			33:19	1.56	
2,3,4,7,8-PeCDF	189			33:56	1.54	
1,2,3,4,7,8-HxCDF	220			36:00	1.17	
1,2,3,6,7,8-HxCDF	220			36:06	1.17	
2,3,4,6,7,8-HxCDF	227			36:35	1.21	
1,2,3,7,8,9-HxCDF	229			37:22	1.22	
1,2,3,4,6,7,8-HpCDF	224			38:51	1.06	
1,2,3,4,7,8,9-HpCDF	207			40:47	1.06	
OCDF	436			44:40	0.86	

<u>Client Information</u>		<u>Sample Information</u>	
Project Name:	Cp Carroll 03-079e	Report Basis:	Dry Weight
Sample ID:	1042930026-MSD	Matrix:	Soil
		Weight / Volume:	05.04 g
		Solids / Lipids:	90.6 %
		Original pH :	NA
		Batch ID:	WG10361
<u>Laboratory Information</u>			
Project ID:	G552-81	Filename:	a07jun04b_2-13
Sample ID:	G552-81-22B	Retchk:	a07jun04b-15
Collection Date/Time:	17-May-04 12:50	Begin ConCal:	a07jun04b-15
Receipt Date:	29-May-04	End ConCal:	a07jun04b_2-14
Extraction Date:	03-Jun-04	Initial Cal:	m8290-122203b
Analysis Date:	08-Jun-04		

Method 8290
1042930026-MSD
 SGS Environmental

Analytical Data Summary Sheet

Labeled Standard	Expected Amount (ng)	Measured Amount (ng)	Percent Recovery (%)	RT (min.)	Ratio	Qualifier
Extraction Standards						
¹³ C ₁₂ -2,3,7,8-TCDD	2.0	2.06	103	31:16	0.80	
¹³ C ₁₂ -1,2,3,7,8-PeCDD	2.0	1.97	98.5	34:06	1.58	
¹³ C ₁₂ -1,2,3,6,7,8-HxCDD	2.0	1.84	92.0	36:47	1.20	
¹³ C ₁₂ -1,2,3,4,6,7,8-HpCDD	2.0	1.99	99.5	40:05	1.04	
¹³ C ₁₂ -OCDD	4.0	2.94	73.5	44:21	0.85	
¹³ C ₁₂ -2,3,7,8-TCDF	2.0	1.97	98.5	30:35	0.81	
¹³ C ₁₂ -1,2,3,7,8-PeCDF	2.0	1.96	98.0	33:19	1.61	
¹³ C ₁₂ -1,2,3,6,7,8-HxCDF	2.0	1.75	87.5	36:05	0.50	
¹³ C ₁₂ -1,2,3,4,6,7,8-HpCDF	2.0	1.75	87.5	38:50	0.47	
Cleanup Standards						
³⁷ Cl ₄ -2,3,7,8-TCDD	0.4	0.384	96.0	31:17		
¹³ C ₁₂ -2,3,4,7,8-PeCDF	0.4	0.366	91.5	33:55	1.57	
¹³ C ₁₂ -1,2,3,4,7,8-HxCDD	0.4	0.410	103	36:41	1.20	
¹³ C ₁₂ -1,2,3,4,7,8-HxCDF	0.4	0.368	92.0	35:59	0.49	
¹³ C ₁₂ -1,2,3,4,7,8,9-HpCDF	0.4	0.355	88.8	40:46	0.49	
Injection Standards						
¹³ C ₁₂ -1,2,3,4-TCDD	2.0			30:45	0.81	
¹³ C ₁₂ -1,2,3,7,8,9-HxCDD	2.0			37:01	1.18	

Client Information		Sample Information	
Project Name:	Cp Carroll 03-079e	Report Basis:	Dry Weight
Sample ID:	1042930026-MSD	Matrix:	Soil
		Weight / Volume:	05.04 Grams
		Solids / Lipids:	90.6 %
		Original pH :	NA
		Batch ID:	WG10361
Laboratory Information			
Project ID:	G552-81	Filename:	a07jun04b_2-13
Sample ID:	G552-81-22B	Retchk:	a07jun04b-15
Collection Date/Time:	17-May-04 12:50	Begin ConCal:	a07jun04b-15
Receipt Date:	29-May-04	End ConCal:	a07jun04b_2-14
Extraction Date:	03-Jun-04	Initial Cal:	m8290-122203b
Analysis Date:	08-Jun-04		
Analyzed by:  b6		Reviewed by:  b6	
Date: <u>06-10-04</u>		Date: <u>06/10/04</u>	

Method 8290
1042930027
 SGS Environmental

Analytical Data Summary Sheet

Analyte	Amount (pg/g)	EDL (pg/g)	EMPC (pg/g)	RT (min.)	Ratio	Qualifier
2,3,7,8-TCDD	ND	0.217				
1,2,3,7,8-PeCDD	0.156			34:07	1.67	A
1,2,3,4,7,8-HxCDD	ND	0.542				
1,2,3,6,7,8-HxCDD	EMPC	0.542	0.156	36:47	0.97	A
1,2,3,7,8,9-HxCDD	0.351			37:02	1.16	A
1,2,3,4,6,7,8-HpCDD	3.63			40:06	1.12	A
OCDD	251			44:22	0.86	
2,3,7,8-TCDF	EMPC	0.217	0.186	30:36	0.95	A
1,2,3,7,8-PeCDF	EMPC	0.542	0.152	33:19	1.03	A
2,3,4,7,8-PeCDF	0.0997			33:55	1.53	A
1,2,3,4,7,8-HxCDF	EMPC	0.542	0.0780	35:59	1.49	A
1,2,3,6,7,8-HxCDF	0.130			36:06	1.13	A
2,3,4,6,7,8-HxCDF	EMPC	0.542	0.0607	36:35	1.58	A
1,2,3,7,8,9-HxCDF	ND	0.542				
1,2,3,4,6,7,8-HpCDF	ND	0.542				
1,2,3,4,7,8,9-HpCDF	ND	0.542				
OCDF	ND	1.08				
Total TCDDs	ND	0.607				
Total PeCDDs	0.156					
Total HxCDDs	0.351		0.806			
Total HpCDDs	12.1					
Total TCDFs	ND	0.217	0.455			
Total PeCDFs	0.0997		0.251			
Total HxCDFs	0.130		0.269			
Total HpCDFs	0.143					
ITEF TEQ (ND=0)	0.463		0.519			
ITEF TEQ (ND=½)	0.737		0.687			

<u>Client Information</u>		<u>Sample Information</u>	
Project Name:	Cp Carroll 03-079e	Report Basis:	Dry Weight
Sample ID:	1042930027	Matrix:	Soil
		Weight / Volume:	05.24 g
		Solids / Lipids:	88.1 %
		Original pH :	NA
		Batch ID:	WG10367
<u>Laboratory Information</u>			
Project ID:	G552-81	Filename:	a07jun04b_4-3
Sample ID:	G552-81-23B	Retchk:	a07jun04b_3-14
Collection Date/Time:	18-May-04 10:20	Begin ConCal:	a07jun04b_3-14
Receipt Date:	29-May-04	End ConCal:	a07jun04b_4-14
Extraction Date:	07-Jun-04	Initial Cal:	m8290-122203b
Analysis Date:	09-Jun-04		

Method 8290
1042930027
 SGS Environmental

Analytical Data Summary Sheet

Labeled Standard	Expected Amount (ng)	Measured Amount (ng)	Percent Recovery (%)	RT (min.)	Ratio	Qualifier
Extraction Standards						
¹³ C ₁₂ -2,3,7,8-TCDD	2.0	2.04	102	31:16	0.77	
¹³ C ₁₂ -1,2,3,7,8-PeCDD	2.0	1.82	91.0	34:06	1.53	
¹³ C ₁₂ -1,2,3,6,7,8-HxCDD	2.0	1.91	95.5	36:46	1.24	
¹³ C ₁₂ -1,2,3,4,6,7,8-HpCDD	2.0	2.02	101	40:05	1.08	
¹³ C ₁₂ -OCDD	4.0	3.04	76.0	44:21	0.84	
¹³ C ₁₂ -2,3,7,8-TCDF	2.0	1.99	99.5	30:35	0.81	
¹³ C ₁₂ -1,2,3,7,8-PeCDF	2.0	1.81	90.5	33:19	1.66	
¹³ C ₁₂ -1,2,3,6,7,8-HxCDF	2.0	1.78	89.0	36:05	0.52	
¹³ C ₁₂ -1,2,3,4,6,7,8-HpCDF	2.0	1.78	89.0	38:50	0.46	
Cleanup Standards						
³⁷ Cl ₄ -2,3,7,8-TCDD	0.4	0.436	109	31:17		
¹³ C ₁₂ -2,3,4,7,8-PeCDF	0.4	0.376	94.0	33:55	1.67	
¹³ C ₁₂ -1,2,3,4,7,8-HxCDD	0.4	0.448	112	36:41	1.21	
¹³ C ₁₂ -1,2,3,4,7,8-HxCDF	0.4	0.444	111	35:59	0.52	
¹³ C ₁₂ -1,2,3,4,7,8,9-HpCDF	0.4	0.393	98.3	40:46	0.47	
Injection Standards						
¹³ C ₁₂ -1,2,3,4-TCDD	2.0			30:45	0.77	
¹³ C ₁₂ -1,2,3,7,8,9-HxCDD	2.0			37:02	1.19	



Client Information		Sample Information	
Project Name:	Cp Carroll 03-079e	Report Basis:	Dry Weight
Sample ID:	1042930027	Matrix:	Soil
		Weight / Volume:	05.24 Grams
		Solids / Lipids:	88.1 %
		Original pH :	NA
		Batch ID:	WG10367
Laboratory Information			
Project ID:	G552-81	Filename:	a07jun04b_4-3
Sample ID:	G552-81-23B	Retchk:	a07jun04b_3-14
Collection Date/Time:	18-May-04 10:20	Begin ConCal:	a07jun04b_3-14
Receipt Date:	29-May-04	End ConCal:	a07jun04b_4-14
Extraction Date:	07-Jun-04	Initial Cal:	m8290-122203b
Analysis Date:	09-Jun-04		
Analyzed by:  b6		Reviewed by:  b6	
Date: <u>06-11-04</u>		Date: <u>4/11/04</u>	

Table 4-8
Summary of Dioxin Detections: Soil

Sample ID Lab ID Location Unit	CC051SS01 1033224003 Area 41 (pg/g)	CC055SS01 1033224004 Area 41 (pg/g)	CC066BS01 1032224002 Area 41 (pg/g)	CC066SS01 1032224001 Area 41 (pg/g)	CC067SS01 1033224005 Area 41 (pg/g)	CC161BS01 1031902006 Area 41 (pg/g)	CC001SS01 103182003 Area D (pg/g)	CC004SS01 103182002 Area D (pg/g)	CC006BS02 103182017 Area D (pg/g)
2,3,7,8-TCDD	ND	ND	ND	EMPC=0.244	ND	ND	ND	ND	ND
1,2,3,7,8-PeCDD	EMPC=0.268	ND	ND	EMPC=0.253	ND	ND	ND	ND	ND
1,2,3,4,7,8-HxCDD	EMPC=0.559	ND	ND	EMPC=0.278	ND	ND	ND	ND	ND
1,2,3,6,7,8-HxCDD	1.74	ND	ND	0.594	ND	ND	ND	ND	ND
1,2,3,7,8,9-HxCDD	1.1	ND	ND	EMPC=0.467	ND	ND	ND	ND	ND
1,2,3,4,6,7,8-HpCDD	54.5	1.14	0.378	11.6	0.865	0.926	0.607	0.394	0.627
OCDD	793	40	4.15	111	30.2	51.7	26.1	18.7	38.5
2,3,7,8-TCDF	EMPC=0.318	ND	ND	0.235	ND	0.107	ND	ND	ND
1,2,3,7,8-PeCDF	0.493	ND	ND	0.131	EMPC=0.119	ND	ND	ND	ND
2,3,4,7,8-PeCDF	0.25	ND	ND	0.278	0.0956	ND	ND	ND	ND
1,2,3,4,7,8-HxCDF	0.766	ND	ND	0.393	EMPC=0.110	ND	ND	ND	ND
1,2,3,6,7,8-HxCDF	EMPC=0.555	ND	ND	EMPC=0.341	0.119	ND	ND	0.0522	ND
2,3,4,5,6,7-HxCDF	0.584	ND	ND	0.414	ND	ND	ND	ND	ND
1,2,3,7,8,9-HxCDF	ND	ND	ND	ND	ND	ND	ND	ND	ND
1,2,3,4,6,7,8-HpCDF	10.5	0.312	ND	4.53	0.336	EMPC=0.118	EMPC=0.0883	0.106	0.0988
1,2,3,4,7,8,9-HpCDF	0.859	ND	ND	0.382	ND	ND	ND	ND	ND
OCDF	23.1	1.08	ND	11.3	EMPC=0.559	ND	EMPC=0.136	ND	ND
Total TCDDs	ND	ND	ND	ND	ND	ND	ND	ND	ND
Total PeCDDs	0.557	ND	ND	0.223	ND	ND	ND	ND	ND
Total HxCDDs	7.62	ND	ND	0.594	ND	ND	ND	ND	ND
Total HpCDDs	97.7	2.52	0.737	21.1	2	3.01	1.44	1.14	0.627
Total TCDFs	2.6	ND	ND	0.64	ND	0.186	ND	ND	ND
Total PeCDFs	4.55	ND	ND	2.4	0.0956	ND	ND	ND	ND
Total HxCDFs	11.8	ND	ND	7.14	0.224	ND	ND	0.0522	ND
Total HpCDFs	28.2	0.312	ND	13	0.732	ND	ND	0.106	0.186
ITEF TEQ (ND = 0)	2.04	0.0556	0.00793	0.596	0.102	0.0717	0.0322	0.0289	0.0458
ITEF TEQ (ND = 1/2)	2.34	0.584	0.436	0.825	0.492	0.362	0.331	0.293	0.323

Notes:
pg/g = picograms per gram
ND = not detected
na = not analyzed

Table 4-8
Summary of Dioxin Detections: Soil

Sample ID Lab ID Location Unit	CC007SS01 103182004 Area D (pg/g)	CC010BS01 103182005 Area D (pg/g)	CC010BS02 103182010 Area D (pg/g)	CC017BS03 1031851011 Area D (pg/g)	CC018BS02 1031851015 Area D (pg/g)	CC022BS01 1031851021 Area D (pg/g)	CC024BS01 1031972001 Area D (pg/g)	CC024BS02 1031972002 Area D (pg/g)	CC024BS03 1031972003 Area D (pg/g)
2,3,7,8-TCDD	ND	ND	ND	ND	ND	ND	ND	ND	ND
1,2,3,7,8-PeCDD	ND	EMPC=0.0761	ND	ND	ND	ND	ND	ND	ND
1,2,3,4,7,8-HxCDD	ND	ND	ND	ND	ND	ND	ND	ND	ND
1,2,3,6,7,8-HxCDD	EMPC=0.145	EMPC=0.142	ND	ND	ND	ND	ND	ND	ND
1,2,3,7,8,9-HxCDD	EMPC=0.137	0.0921	ND	EMPC=0.137	ND	EMPC=0.144	ND	ND	ND
1,2,3,4,6,7,8-HpCDD	1.54	2.45	0.199	0.69	0.432	1.16	0.596	EMPC=0.506	ND
OCDD	35.5	47.4	10.8	21.8	27.8	59.9	31.3	12.3	2.26
2,3,7,8-TCDF	ND	0.108	EMPC=0.0728	EMPC=0.208	0.125	0.112	ND	ND	ND
1,2,3,7,8-PeCDF	ND	ND	ND	0.0903	0.089	EMPC=0.0919	ND	ND	ND
2,3,4,7,8-PeCDF	EMPC=0.0767	0.0741	ND	EMPC=0.109	EMPC=0.100	0.0671	ND	ND	ND
1,2,3,4,7,8-HxCDF	0.0808	EMPC=0.0721	ND	0.0718	EMPC=0.0801	ND	ND	ND	ND
1,2,3,6,7,8-HxCDF	EMPC=0.0828	EMPC=0.0621	ND	0.0811	0.1	0.107	ND	ND	ND
2,3,4,5,6,7-HxCDF	EMPC=0.0929	EMPC=0.0721	ND	ND	0.118	0.107	ND	ND	ND
1,2,3,7,8,9-HxCDF	ND	ND	ND	ND	ND	ND	ND	ND	ND
1,2,3,4,6,7,8-HpCDF	0.519	0.897	ND	0.162	0.118	ND	0.14	ND	ND
1,2,3,4,7,8,9-HpCDF	ND	ND	ND	ND	ND	ND	ND	ND	ND
OCDF	0.62	1.44	ND	0.236	ND	ND	ND	ND	ND
Total TCDDs	ND	ND	ND	ND	ND	ND	ND	ND	ND
Total PeCDDs	ND	ND	ND	ND	ND	ND	ND	ND	ND
Total HxCDDs	0.343	0.0921	ND	0.308	ND	ND	ND	ND	ND
Total HpCDDs	1.54	5.11	0.199	1.75	1.08	3.23	1.54	0.736	ND
Total TCDFs	0.0747	0.108	ND	1.66	0.125	0.112	ND	1.49	ND
Total PeCDFs	0.331	0.0741	ND	0.366	0.089	0.0671	ND	ND	ND
Total HxCDFs	0.685	0.451	ND	0.153	0.1	0.107	ND	ND	ND
Total HpCDFs	0.519	2.04	ND	0.162	0.118	ND	0.14	ND	ND
ITEF TEQ (ND = 0)	0.0648	0.139	0.0128	0.0504	0.0602	0.127	0.0387	0.0123	0.00226
ITEF TEQ (ND = 1/2)	0.331	0.335	0.309	0.333	0.34	0.371	0.319	0.336	0.346

Notes:

pg/g = picograms per gra

ND = not detected

na = not analyzed

1237

Table 4-8
Summary of Dioxin Detections: Soil

Sample ID Lab ID Location Unit	CC026BS02 103182023 Area D (pg/g)	CC027BS02 1031902002 Area D (pg/g)	CC028BS02 1031851024 Area D (pg/g)	CC037BS01 1032133001 Area D (pg/g)	CC037BS02 1032133002 Area D (pg/g)	CC037BS03 1033197013 Area D (pg/g)	CC038BS01 103216401 Area D (pg/g)	CC107SS01 103182009 Area D (pg/g)	CC118BS02 1031851016 Area D (pg/g)
2,3,7,8-TCDD	ND	ND	ND	ND	ND	ND	ND	ND	ND
1,2,3,7,8-PeCDD	0.13	ND	EMPC=0.0997	ND	ND	ND	ND	ND	ND
1,2,3,4,7,8-HxCDD	0.174	ND	EMPC=0.104	ND	ND	ND	ND	ND	ND
1,2,3,6,7,8-HxCDD	0.186	0.126	ND	ND	EMPC=0.396	ND	ND	ND	ND
1,2,3,7,8,9-HxCDD	0.18	0.309	ND	ND	ND	ND	ND	ND	ND
1,2,3,4,6,7,8-HpCDD	0.792	3.69	0.935	0.38	0.257	7.27	2.23	0.978	0.438
OCDD	39.4	82.5	32.3	15.1	6.69	110	85.9	34.3	26.3
2,3,7,8-TCDF	0.0871	0.16	EMPC=0.121	0.0665	ND	EMPC=0.218	ND	ND	ND
1,2,3,7,8-PeCDF	EMPC=0.178	EMPC=0.0790	ND	ND	ND	ND	EMC=0.0540	EMPC=0.0870	EMPC=0.0997
2,3,4,7,8-PeCDF	0.162	0.07	ND	ND	ND	0.192	EMPC=0.0620	ND	ND
1,2,3,4,7,8-HxCDF	0.152	ND	ND	ND	ND	EMPC=0.242	ND	ND	ND
1,2,3,6,7,8-HxCDF	0.154	ND	ND	ND	ND	0.175	EMPC=0.0760	EMPC=0.141	EMPC=0.0788
2,3,4,5,6,7,8-HxCDF	0.154	ND	ND	EMPC=0.0475	ND	ND	ND	ND	ND
1,2,3,7,8,9-HxCDF	0.14	ND	ND	ND	ND	ND	ND	ND	ND
1,2,3,4,6,7,8-HpCDF	EMPC=0.221	0.169	0.223	0.0931	ND	1.89	0.24	EMPC=0.298	0.123
1,2,3,4,7,8,9-HpCDF	EMPC=0.134	ND	ND	ND	ND	ND	ND	ND	ND
OCDF	EMPC=0.296	0.318	EMPC=0.469	0.173	ND	14.1	0.646	EMPC=0.777	ND
Total TCDDs	ND	0.461	ND	ND	ND	ND	ND	ND	ND
Total PeCDDs	0.13	ND	ND	ND	ND	ND	ND	ND	ND
Total HxCDDs	0.541	3.08	ND	ND	ND	0.308	0.082	ND	ND
Total HpCDDs	0.792	9.45	2.08	0.883	0.537	13.4	6.79	2.34	1.08
Total TCDFs	0.227	0.912	ND	0.0665	ND	ND	ND	ND	ND
Total PeCDFs	0.162	0.151	0.106	0.0418	ND	0.477	0.386	ND	ND
Total HxCDFs	0.6	0.149	0.384	0.0589	ND	2.94	0.162	0.468	ND
Total HpCDFs	ND	0.395	0.223	0.0931	ND	7.86	0.24	ND	0.123
ITEF TEQ (ND = 0)	0.316	0.216	0.0439	-	-	0.329	0.111	0.0441	0.0319
ITEF TEQ (ND = 1/2)	0.376	0.422	0.337	-	-	0.706	0.388	0.343	0.351

Notes:

pg/g = picograms per gra

ND = not detected

na = not analyzed

1238

Table 4-14
Summary of Dioxin Detections: Groundwater

Sample ID Lab ID Location Unit	CC053WS01 1033211001 Area 41 (ng/L)	CC066WS01 1033211003 Area 41 (ng/L)	CC024WS01 1033071003 Area D (ng/L)	CC037WS01 1033166001 Area D (ng/L)
2,3,7,8-TCDD	ND	ND	ND	ND
1,2,3,7,8-PeCDD	EMPC=0.00212	0.00276	0.00181	ND
1,2,3,4,7,8-HxCDD	ND	EMPC=0.00235	ND	ND
1,2,3,6,7,8-HxCDD	ND	0.00259	ND	ND
1,2,3,7,8,9-HxCDD	ND	EMPC=0.00298	ND	ND
1,2,3,4,6,7,8-HpCDD	ND	ND	ND	ND
OCDD	ND	ND	EMPC=0.00715	0.0119
2,3,7,8-TCDF	ND	ND	ND	ND
1,2,3,7,8-PeCDF	0.00349	0.00333	EMPC=0.00124	ND
2,3,4,7,8-PeCDF	ND	0.00306	ND	EMPC=0.00354
1,2,3,4,7,8-HxCDF	ND	ND	0.00065	ND
1,2,3,6,7,8-HxCDF	EMPC=0.00226	EMPC=0.00253	EMPC=0.000827	ND
2,3,4,5,6,7,8-HxCDF	ND	ND	ND	ND
1,2,3,7,8,9-HxCDF	ND	EMPC=0.00324	ND	ND
1,2,3,4,6,7,8-HpCDF	EMPC=0.00228	0.00282	ND	ND
1,2,3,4,7,8,9-HpCDF	ND	ND	ND	ND
OCDF	ND	ND	ND	ND
Total TCDDs	ND	ND	ND	ND
Total PeCDDs	ND	0.00276	0.00181	ND
Total HxCDDs	ND	0.00259	ND	ND
Total HpCDDs	ND	ND	ND	ND
Total TCDFs	ND	ND	ND	ND
Total PeCDFs	0.011	0.00639	ND	ND
Total HxCDFs	ND	ND	0.00065	ND
Total HpCDFs	ND	0.00282	ND	ND
ITEF TEQ (ND = 0)	0.000174	0.00336	0.00097	0.0000119
ITEF TEQ (ND = 1/2)	0.00648	0.00742	0.0039	0.00538

Notes:

ng/L = nanograms per liter

ND = not detected

na = not analyzed

1239

TestAmerica

THE LEADER IN ENVIRONMENTAL TESTING

November 20, 2009

TestAmerica Project Number: G9I240378
PO/Contract: K9I0038

[REDACTED] b6
NCA Labs Korea Co, Ltd.
Songkwan University, Suite 815
300 Cheoncheon-dong, Suwon
Seoul, Korea, 440746

Dear Ms. [REDACTED] b6

This report contains the analytical results for the samples received under chain of custody by TestAmerica on September 25, 2009. These samples are associated with your K9I0038 project.

The test results in this report meet all NELAC requirements for parameters that accreditation is required or available. Any exceptions to NELAC requirements are noted in the case narrative. The case narrative is an integral part of this report.

If you have any questions, please feel free to call me at [REDACTED] b6

Sincerely,

[REDACTED] b6

[REDACTED] b6
Project Manager

880 Riverside Parkway West Sacramento, CA 95605 tel [REDACTED] b6 fax [REDACTED] b6 www.[REDACTED] b6 .com

Table of Contents

TestAmerica West Sacramento Project Number G9I240378

Case Narrative

Quality Assurance Program

Sample Description Information

Chain of Custody Documentation

Manual Integration Addendum

SOLID, 8260B, VOCs (Medium Level)

Samples: 1, 2, 3, 4, 5, 6, 7, 8, 9, 10, 11, 12, 13, 14, 15, 16, 17, 18, 19, 20, 21, 22, 23, 24, 25, 26, 27, 28, 29, 31, 32, 33, 34, 35, 36, 38, 39, 40, 42, 43, 44, 45

Sample Data Sheets
Method Blank Reports
Laboratory QC Reports

WATER, 8260B, VOCs

Samples: 30, 41, 46

Sample Data Sheets
Method Blank Reports
Laboratory QC Reports

SOLID, 8081A, Pesticides

Samples: 1, 2, 3, 4, 5, 6, 7, 8, 9, 10, 11, 12, 13, 14, 15, 16, 17, 18, 19, 20, 21, 22, 23, 24, 25, 26, 27, 28, 29, 31, 32, 33, 34, 35, 36, 38, 39, 40, 42, 43, 44, 45

Sample Data Sheets
Method Blank Reports
Laboratory QC Reports

SOLID, 8082, PCBs

Samples: 1, 4, 7, 10, 13, 16, 20, 23, 24, 27, 31, 34, 38, 42

Sample Data Sheets
Method Blank Reports
Laboratory QC Reports

Table of Contents

TestAmerica West Sacramento Project Number G9I240378

SOLID, 8270C, SVOCs

Samples: 1, 2, 4, 5, 7, 8, 10, 11, 13, 14, 16, 17, 20, 21, 23, 24, 25, 27, 28, 31, 32, 34, 35, 38, 39, 42, 43

Sample Data Sheets

Method Blank Reports

Laboratory QC Reports

SOLID, 8290, Dioxins/Furans

Samples: 1, 2, 4, 5, 7, 8, 10, 11, 13, 14, 16, 17, 20, 21, 23, 24, 25, 27, 28, 31, 32, 34, 35, 38, 39, 42, 43

Sample Data Sheets

Method Blank Reports

Laboratory QC Reports

Metals - Various Methods

Samples: 1, 4, 7, 10, 13, 16, 20, 23, 24, 27, 31, 34, 37, 38, 42

Sample Data Sheets

Method Blank Reports

Laboratory QC Reports

SOLID, D 2216-90, %Moisture

Samples: 1, 2, 3, 4, 5, 6, 7, 8, 9, 10, 11, 12, 13, 14, 15, 16, 17, 18, 19, 20, 21, 22, 23, 24, 25, 26, 27, 28, 29, 31, 32, 33, 34, 35, 36, 37, 38, 39, 40, 42, 43, 44, 45

Sample Data Sheets

Laboratory QC Reports

Full Raw Data Package

Case Narrative

TestAmerica West Sacramento Project Number G9I240378

General Comments

Manual integrations were performed only when necessary and are in compliance with the laboratory's standard operating procedure, Acceptable Manual Integration Practices, SOP No.: S-Q-004, including Addendum 1. Detailed information can be found in the Manual Integration Addendum section of this report.

There were some K9I identification discrepancies. The samples were logged in based on the client's sample identifications.

SOLID, 8260B, VOCs

Sample(s): 40, 42, 43, 44, 45

A matrix spike (MS) and matrix spike duplicate (MSD) pair was analyzed with this batch. However, the aliquot used for the MS/MSD is not associated with this project site and is not reported with this project.

Sample(s): 1, 2, 3, 4, 5, 6, 7, 8, 9, 10, 11, 12, 13, 14, 15, 16, 17, 40, 42, 43, 44, 45
The associated method blanks have positive results for 2-Butanone that are greater than 1/2 the reporting limit but are less than the reporting limit. Associated sample results are greater than 5 times the level present in the method blanks. Since this analyte is a known contaminant in methanol, no corrective action was performed.

Sample(s): 1, 2, 3, 4, 5, 6, 7, 8, 9, 10, 11, 12, 13, 14, 15, 16, 17
The matrix spikes, which were performed on sample 4, have a high RPD for acetone due to possible matrix interferences. Since the laboratory control sample met acceptance criteria, no corrective action was performed.

Sample(s): 29

The surrogate recoveries were diluted out on this sample.

WATER, 8260B, VOCs

Sample(s): 30, 41, 46

There was insufficient sample volume to prepare a matrix spike/matrix spike duplicate (MS/MSD) pair with these batches.

Case Narrative

TestAmerica West Sacramento Project Number G9I240378

SOLID, 8081A, Pesticides

Sample(s): 24

This sample required 9 mercury cleanups to remove the sulfur present in the sample.

Sample(s): 9, 11, 12, 15, 21, 24, 27, 29, 31

The surrogate recoveries were diluted out on these samples.

Sample(s): 21, 22, 23, 24, 25, 26, 27, 28, 29, 31, 32, 33, 34, 35, 36, 38, 39, 40

The matrix spikes, which were performed on sample 21, were diluted out.

Sample(s): 42, 43, 44, 45

The matrix spikes, which were performed on sample 43, have a high matrix spike recovery & a low matrix spike duplicate recovery for 4,4'DDT due to possible matrix interferences. The concentration of this analyte in the parent sample is greater than 4 times the added spike concentration. Since the laboratory control sample met acceptance criteria, no corrective action was performed.

Sample(s): 26, 27, 28, 29, 31, 33, 34

The beginning continuing calibration verification standard did not meet %D acceptance criteria for beta-BHC. Since the associated sample results were all "ND" for this analyte, no corrective action was performed.

Sample(s): 26, 27, 28, 29, 31, 33, 34

The ending continuing calibration verification standard did not meet %D acceptance criteria for beta-BHC. Since the associated sample results were all "ND" for this analyte, no corrective action was performed.

SOLID, 8082, PCBs

Sample(s): 24, 27, 31

These samples were analyzed at dilutions due to matrix effects observed during the screening analysis. The reporting limits were elevated accordingly. The surrogate recoveries were diluted out on these samples.

1244

Case Narrative

TestAmerica West Sacramento Project Number G9I240378

SOLID, 8270C, SVOCs

Sample(s): 1, 2, 4, 5, 7, 8, 10, 11, 13, 14, 16, 17, 20, 21, 21, 21, 23, 24, 25, 27, 28, 31, 32, 34, 35, 38, 39, 42, 43

These samples have a low recovery for one or two surrogates. The limits for these surrogates (2-Chlorophenol-d4 & 1,2-Dichlorobenzene-d4) have been generated using the recoveries from clean matrix samples (Method Blanks and Laboratory Control Samples) in accordance with QSM guidelines. Historically, field samples have recoveries for these surrogates that are outside the limits generated using the guidelines of the QSM, and re-prepping the samples does not improve data quality. Since re-extraction will not improve data quality, no additional corrective action was performed.

SOLID, 8290, Dioxins/Furans

Sample(s): 1, 2, 4, 5, 7, 8, 10, 11, 13, 14, 16, 17, 20, 21, 23, 24, 25, 27, 28, 31

The method blank contained a positive result for 2,3,7,8-TCDF (1.1 pg/g). The samples were re-extracted and re-analyzed. Both sets of results have been reported.

Sample(s): 35

This sample had low recoveries for several internal standards. Generally data quality is not considered affected if the internal standard signal to noise ratio is greater than 10:1 which is achieved for all internal standards in this sample. Per QSM guidelines, the sample was re-extracted. Note: The re-extraction occurred outside of the recommended extraction holding time for this method. Both set of results have been reported.

Sample(s): 1, 2, 4, 5, 7, 8, 10, 11, 13, 14, 16, 17, 20, 21, 23, 24, 25, 27, 28, 31, 32, 34, 35, 38, 39, 42, 43

Some analytes for these sample & the method blanks have been qualified with a "Q" flag since their ion abundance ratios did not meet acceptance criteria. These analytes have been reported as "estimated maximum possible concentrations" (EMPCs) since their quantitation was based on theoretical ion abundance ratios.

Case Narrative

TestAmerica West Sacramento Project Number G9I240378

SOLID, 7471A, Mercury

Samples: 1, 4, 7, 10, 13, 16, 20, 23, 24, 27, 31, 34, 37, 38, 42

The matrix spikes, which were performed on sample 1, have high recoveries due to possible matrix interferences. Since the laboratory control sample met acceptance criteria, no corrective action was performed.

There were no other anomalies associated with this project.

TestAmerica Laboratories West Sacramento Certifications/Accreditations

Certifying State	Certificate #	Certifying State	Certificate #
Alaska	UST-055	New York*	11666
Arizona	AZ0708	Oregon*	CA 200005
Arkansas	88-0691	Pennsylvania	68-1272
California*	01119CA	South Carolina	87014
Colorado	NA	Texas	T104704399-08-TX
Connecticut	PH-0691	Utah*	QUAN1
Florida*	E87570	Virginia	00178
Georgia	960	Washington	CI281
Hawaii	NA	West Virginia	9930C, 334
Illinois	200060	Wisconsin	998204680
Kansas*	E-10375	NFESC	NA
Louisiana*	30612	USACE	NA
Michigan	9947	USDA Foreign Plant	37-82605
Nevada	CA44	USDA Foreign Soil	P330-09-00055
New Jersey*	CA005	US Fish & Wildlife	LE148388-0
New Mexico	NA	Guam	09-014r

*NELAP accredited. A more detailed parameter list is available upon request. Updated 3/25/2009

QC Parameter Definitions

QC Batch: The QC batch consists of a set of up to 20 field samples that behave similarly (i.e., same matrix) and are processed using the same procedures, reagents, and standards at the same time.

Method Blank: An analytical control consisting of all reagents, which may include internal standards and surrogates, and is carried through the entire analytical procedure. The method blank is used to define the level of laboratory background contamination.

Laboratory Control Sample and Laboratory Control Sample Duplicate (LCS/LCSD): An aliquot of blank matrix spiked with known amounts of representative target analytes. The LCS (and LCSD as required) is carried through the entire analytical process and is used to monitor the accuracy of the analytical process independent of potential matrix effects. If an LCSD is performed, it may also be used to evaluate the precision of the process.

Duplicate Sample (DU): Different aliquots of the same sample are analyzed to evaluate the precision of an analysis.

Surrogates: Organic compounds not expected to be detected in field samples, which behave similarly to target analytes. These are added to every sample within a batch at a known concentration to determine the efficiency of the sample preparation and analytical process.

Matrix Spike and Matrix Spike Duplicate (MS/MSD): An MS is an aliquot of a matrix fortified with known quantities of specific compounds and subjected to an entire analytical procedure in order to indicate the appropriateness of the method for a particular matrix. The percent recovery for the respective compound(s) is then calculated. The MSD is a second aliquot of the same matrix as the matrix spike, also spiked, in order to determine the precision of the method.

Isotope Dilution: For isotope dilution methods, isotopically labeled analogs (internal standards) of the native target analytes are spiked into the sample at time of extraction. These internal standards are used for quantitation, and monitor and correct for matrix effects. Since matrix effects on method performance can be judged by the recovery of these analogs, there is little added benefit of performing MS/MSD for these methods. MS/MSD are only performed for client or QAPP requirements.

Control Limits: The reported control limits are either based on laboratory historical data, method requirements, or project data quality objectives. The control limits represent the estimated uncertainty of the test results.

Sample Summary

TestAmerica West Sacramento Project Number G9I240378

<u>WO#</u>	<u>Sample #</u>	<u>Client Sample ID</u>	<u>Sampling Date</u>	<u>Received Date</u>
LLF24	1	B09-222-S1	9/21/2009 05:30 PM	9/25/2009 09:30 AM
LLF24	1	B09-222-S1 DUP	9/21/2009 05:30 PM	9/25/2009 09:30 AM
LLF25	2	B09-222-S2	9/21/2009 05:50 PM	9/25/2009 09:30 AM
LLF26	3	B09-222-S3	9/21/2009 06:10 PM	9/25/2009 09:30 AM
LLF27	4	B09-221-S1	9/21/2009 07:45 PM	9/25/2009 09:30 AM
LLF28	5	B09-221-S2	9/21/2009 07:55 PM	9/25/2009 09:30 AM
LLF29	6	B09-221-S3	9/21/2009 08:00 PM	9/25/2009 09:30 AM
LLF3A	7	B09-220-S1	9/21/2009 08:40 PM	9/25/2009 09:30 AM
LLF3C	8	B09-220-S2	9/21/2009 08:50 PM	9/25/2009 09:30 AM
LLF3D	9	B09-220-S3	9/21/2009 08:55 PM	9/25/2009 09:30 AM
LLF3E	10	B09-201-S1	9/21/2009 09:10 PM	9/25/2009 09:30 AM
LLF3F	11	B09-201-S2	9/21/2009 09:15 PM	9/25/2009 09:30 AM
LLF3G	12	B09-201-S3	9/21/2009 09:30 PM	9/25/2009 09:30 AM
LLF3H	13	B09-200-S1	9/21/2009 09:45 PM	9/25/2009 09:30 AM
LLF3J	14	B09-200-S2	9/21/2009 09:55 PM	9/25/2009 09:30 AM
LLF3K	15	B09-200-S3	9/21/2009 10:05 PM	9/25/2009 09:30 AM
LLF3L	16	B09-199-S1	9/21/2009 10:30 PM	9/25/2009 09:30 AM
LLF3M	17	B09-199-S2	9/21/2009 10:40 PM	9/25/2009 09:30 AM
LLF3N	18	B09-199-S3	9/21/2009 10:50 PM	9/25/2009 09:30 AM
LLF3P	19	B09-199-S4	9/21/2009 11:00 PM	9/25/2009 09:30 AM
LLF3Q	20	B09-198-S1	9/22/2009 03:45 PM	9/25/2009 09:30 AM
LLF3R	21	B09-198-S2	9/22/2009 03:50 PM	9/25/2009 09:30 AM
LLF3R	21	B09-198-S2 DUP	9/22/2009 03:50 PM	9/25/2009 09:30 AM
LLF3T	22	B09-198-S3	9/22/2009 04:00 PM	9/25/2009 09:30 AM
LLF3V	23	B09-198-S4	9/22/2009 04:05 PM	9/25/2009 09:30 AM
LLF3W	24	B09-197-S1	9/22/2009 04:50 PM	9/25/2009 09:30 AM
LLF3X	25	B09-197-S2	9/22/2009 05:00 PM	9/25/2009 09:30 AM
LLF30	26	B09-197-S3	9/22/2009 05:10 PM	9/25/2009 09:30 AM
LLF31	27	B09-196-S1	9/22/2009 05:30 PM	9/25/2009 09:30 AM
LLF32	28	B09-196-S2	9/22/2009 05:45 PM	9/25/2009 09:30 AM
LLF33	29	B09-196-S3	9/22/2009 06:25 PM	9/25/2009 09:30 AM
LLF34	30	TRIP BLANK	9/22/2009 06:45 PM	9/25/2009 09:30 AM
LLH9T	31	B09-192-S1	9/22/2009 08:10 PM	9/25/2009 09:30 AM
LLJAA	32	B09-192-S2	9/22/2009 08:20 PM	9/25/2009 09:30 AM
LLJAW	33	B09-192-S3	9/22/2009 08:30 PM	9/25/2009 09:30 AM
LLJA2	34	B09-193-S1	9/22/2009 08:45 PM	9/25/2009 09:30 AM
LLJCF	35	B09-193-S2	9/22/2009 08:50 PM	9/25/2009 09:30 AM
LLJCG	36	B09-193-S3	9/22/2009 08:55 PM	9/25/2009 09:30 AM
LLJCJ	37	AREAD-BG(METALS)	9/22/2009 08:50 PM	9/25/2009 09:30 AM
LLJCN	38	B09-194-S1	9/22/2009 09:30 PM	9/25/2009 09:30 AM
LLJCR	39	B09-194-S2	9/22/2009 09:40 PM	9/25/2009 09:30 AM
LLJCV	40	B09-194-S3	9/22/2009 09:55 PM	9/25/2009 09:30 AM
LLJDA	41	TRIP BLANK	9/22/2009 10:10 PM	9/25/2009 09:30 AM
LLJDG	42	B09-195-S1	9/22/2009 10:20 PM	9/25/2009 09:30 AM
LLJDH	43	B09-195-S2	9/22/2009 10:30 PM	9/25/2009 09:30 AM
LLJDP	44	B09-195-S3	9/22/2009 10:35 PM	9/25/2009 09:30 AM
LLJDR	45	B09-195-S4	9/22/2009 10:40 PM	9/25/2009 09:30 AM
LLJDX	46	TRIP BLANK	9/21/2009 11:10 PM	9/25/2009 09:30 AM

1248



b6

Sample Summary

TestAmerica West Sacramento Project Number G9I240378

Notes(s):

- The analytical results of the samples listed above are presented on the following pages.
- All calculations are performed before rounding to avoid round-off errors in calculated results.
- Results noted as "ND" were not detected at or above the stated limit.
- This report must not be reproduced, except in full, without the written approval of the laboratory.
- Results for the following parameters are never reported on a dry weight basis: color, corrosivity, density, flashpoint, ignitability, layers, odor, paint filter test, pH, porosity, pressure, reactivity, redox potential, specific gravity, spot tests, solids, solubility, temperature, viscosity, and weight.

SOLID, 8290, Dioxins/Furans



NCA Labs Korea Co, Ltd.
 Sample ID: B09-222-S1
 Trace Level Organic Compounds
 SW846 8290

Lot - Sample #....:	G9I240378 - 001	Work Order #....:	LLF241AQ	Matrix....:	SOLID
Date Sampled....:	09/21/09	Date Received....:	09/25/09	Dilution Factor:	0.99
Prep Date....:	10/13/09	Analysis Date....:	10/20/09	Percent Moisture:	14
Prep Batch #:	9286433	Instrument ID....:	1D5		
Initial Wgt/Vol :	10.02 g	Analyst ID....:	Sonia Ouni		

PARAMETER	RESULT		REPORTING LIMIT	ESTIMATED DETECTION LIMIT	UNITS
2,3,7,8-TCDD	ND		1.2	0.35	pg/g
Total TCDD	ND		1.2	0.35	pg/g
1,2,3,7,8-PeCDD	ND		5.8	0.55	pg/g
Total PeCDD	0.74		5.8	0.55	pg/g
1,2,3,4,7,8-HxCDD	ND		5.8	0.82	pg/g
1,2,3,6,7,8-HxCDD	ND		5.8	0.68	pg/g
1,2,3,7,8,9-HxCDD	ND		5.8	0.74	pg/g
Total HxCDD	ND		5.8	0.82	pg/g
1,2,3,4,6,7,8-HpCDD	1.7	J Q	5.8	0.77	pg/g
Total HpCDD	3.8		5.8	0.77	pg/g
OCDD	24		12	1.3	pg/g
Total TCDF	3.9		1.2	0.23	pg/g
1,2,3,7,8-PeCDF	0.64	J Q B	5.8	0.57	pg/g
2,3,4,7,8-PeCDF	0.63	J Q	5.8	0.57	pg/g
Total PeCDF	3.2		5.8	0.57	pg/g
1,2,3,4,7,8-HxCDF	ND		5.8	0.58	pg/g
1,2,3,6,7,8-HxCDF	ND		5.8	0.50	pg/g
2,3,4,6,7,8-HxCDF	ND		5.8	0.59	pg/g
1,2,3,7,8,9-HxCDF	ND		5.8	0.68	pg/g
Total HxCDF	0.63		5.8	0.58	pg/g
1,2,3,4,6,7,8-HpCDF	0.92	J	5.8	0.75	pg/g
1,2,3,4,7,8,9-HpCDF	ND		5.8	0.90	pg/g
Total HpCDF	0.92		5.8	0.82	pg/g
OCDF	1.5	J Q	12	0.89	pg/g

INTERNAL STANDARDS	PERCENT RECOVERY	RECOVERY LIMITS
13C-2,3,7,8-TCDD	79	40 - 135
13C-1,2,3,7,8-PeCDD	71	40 - 135
13C-1,2,3,6,7,8-HxCDD	76	40 - 135
13C-1,2,3,4,6,7,8-HpCDD	80	40 - 135
13C-OCDD	67	40 - 135
13C-2,3,7,8-TCDF	76	40 - 135
13C-1,2,3,7,8-PeCDF	58	40 - 135
13C-1,2,3,4,7,8-HxCDF	69	40 - 135
13C-1,2,3,4,6,7,8-HpCDF	63	40 - 135

1251

[REDACTED]

[REDACTED]

66

66

NCA Labs Korea Co, Ltd.

Sample ID: B09-222-S1

Trace Level Organic Compounds

SW846 8290

Lot - Sample #....: G9I240378 - 001
Date Sampled....: 09/21/09
Prep Date....: 10/13/09
Prep Batch #: 9286433
Initial Wgt/Vol : 10.02 g

Work Order #....: LLF241AQ
Date Received....: 09/25/09
Analysis Date....: 10/20/09
Instrument ID....: 1D5
Analyst ID....: Sonia Ouni

Matrix....: SOLID
Dilution Factor: 0.99
Percent Moisture: 14

QUALIFIERS

Results and reporting limits have been adjusted for dry weight.

- B Method blank contamination. The associated method blank contains the target analyte at a reportable level.
- J Estimated Result
- Q Estimated maximum possible concentration (EMPC)

NCA Labs Korea Co, Ltd.
 Sample ID: B09-222-S1
 Trace Level Organic Compounds
 SW846 8290

Lot - Sample #....:	G9I240378 - 001	Work Order #....:	LLF242AQ	Matrix....:	SOLID
Date Sampled....:	09/21/09	Date Received....:	09/25/09	Dilution Factor:	0.98
Prep Date....:	10/21/09	Analysis Date....:	10/29/09	Percent Moisture:	14
Prep Batch #:	9294334	Instrument ID....:	4D5		
Initial Wgt/Vol :	10.2 g	Analyst ID....:	Sonia Ouni		

PARAMETER	RESULT		REPORTING LIMIT	ESTIMATED DETECTION LIMIT	UNITS
2,3,7,8-TCDD	ND		1.1	0.026	pg/g
Total TCDD	ND		1.1	0.026	pg/g
1,2,3,7,8-PeCDD	0.024	J Q	5.7	0.018	pg/g
Total PeCDD	0.084		5.7	0.018	pg/g
1,2,3,4,7,8-HxCDD	0.040	J	5.7	0.0099	pg/g
1,2,3,6,7,8-HxCDD	0.031	J Q	5.7	0.0083	pg/g
1,2,3,7,8,9-HxCDD	0.043	J Q	5.7	0.0083	pg/g
Total HxCDD	0.46		5.7	0.0087	pg/g
1,2,3,4,6,7,8-HpCDD	0.64	J B	5.7	0.081	pg/g
Total HpCDD	1.6		5.7	0.081	pg/g
OCDD	20	B	11	0.080	pg/g
2,3,7,8-TCDF	0.16	J B	1.1	0.018	pg/g
Total TCDF	0.27		1.1	0.018	pg/g
1,2,3,7,8-PeCDF	ND		5.7	0.042	pg/g
2,3,4,7,8-PeCDF	ND		5.7	0.043	pg/g
Total PeCDF	0.11		5.7	0.043	pg/g
1,2,3,4,7,8-HxCDF	0.086	J Q	5.7	0.041	pg/g
1,2,3,6,7,8-HxCDF	0.065	J	5.7	0.038	pg/g
2,3,4,6,7,8-HxCDF	ND		5.7	0.040	pg/g
1,2,3,7,8,9-HxCDF	ND		5.7	0.045	pg/g
Total HxCDF	0.15		5.7	0.041	pg/g
1,2,3,4,6,7,8-HpCDF	ND		5.7	0.089	pg/g
1,2,3,4,7,8,9-HpCDF	ND		5.7	0.11	pg/g
Total HpCDF	0.29		5.7	0.097	pg/g
OCDF	0.34	J Q B	11	0.039	pg/g

NCA Labs Korea Co, Ltd.
 Sample ID: B09-222-S1
 Trace Level Organic Compounds
 SW846 8290

Lot - Sample #....:	G9I240378 - 001	Work Order #....:	LLF242AQ	Matrix....:	SOLID
Date Sampled....:	09/21/09	Date Received....:	09/25/09	Dilution Factor:	0.98
Prep Date....:	10/21/09	Analysis Date....:	10/29/09	Percent Moisture:	14
Prep Batch #:	9294334	Instrument ID....:	4D5		
Initial Wgt/Vol :	10.2 g	Analyst ID....:	Sonia Ouni		

<u>INTERNAL STANDARDS</u>	<u>PERCENT RECOVERY</u>	<u>RECOVERY LIMITS</u>
13C-2,3,7,8-TCDD	93	40 - 135
13C-1,2,3,7,8-PeCDD	86	40 - 135
13C-1,2,3,6,7,8-HxCDD	86	40 - 135
13C-1,2,3,4,6,7,8-HpCDD	88	40 - 135
13C-OCDD	92	40 - 135
13C-2,3,7,8-TCDF	87	40 - 135
13C-1,2,3,7,8-PeCDF	81	40 - 135
13C-1,2,3,4,7,8-HxCDF	77	40 - 135
13C-1,2,3,4,6,7,8-HpCDF	81	40 - 135

QUALIFIERS

Results and reporting limits have been adjusted for dry weight.

- B Method blank contamination The associated method blank contains the target analyte at a reportable level
- J Estimated Result.
- Q Estimated maximum possible concentration (EMPC)

NCA Labs Korea Co, Ltd.
 Sample ID: B09-222-S1
 Trace Level Organic Compounds
 SW846 8290

Lot - Sample #....:	G91240378 - 001	Work Order #....:	LLF243AQ	Matrix....:	SOLID
Date Sampled....:	09/21/09	Date Received....:	09/25/09	Dilution Factor:	1
Prep Date....:	10/13/09	Analysis Date....:	11/02/09	Percent Moisture:	14
Prep Batch #:	9286433	Instrument ID....:	5D2		
Initial Wgt/Vol :	10.02 g	Analyst ID....:	Sonia Ouni		

<u>PARAMETER</u>	<u>RESULT</u>	<u>REPORTING LIMIT</u>	<u>ESTIMATED DETECTION LIMIT</u>	<u>UNITS</u>
2,3,7,8-TCDF	1.5 B	1.2	0.30	pg/g

<u>INTERNAL STANDARDS</u>	<u>PERCENT RECOVERY</u>	<u>RECOVERY LIMITS</u>
13C-2,3,7,8-TCDF	76	40 - 135

QUALIFIERS

Results and reporting limits have been adjusted for dry weight.

B Method blank contamination The associated method blank contains the target analyte at a reportable level

NCA Labs Korea Co, Ltd.
 Sample ID: B09-222-S2
 Trace Level Organic Compounds
 SW846 8290

Lot - Sample #....:	G9I240378 - 002	Work Order #....:	LLF251AF	Matrix....:	SOLID
Date Sampled....:	09/21/09	Date Received....:	09/25/09	Dilution Factor:	0.99
Prep Date....:	10/13/09	Analysis Date....:	10/20/09	Percent Moisture:	16
Prep Batch #:	9286433	Instrument ID....:	1D5		
Initial Wgt/Vol :	10.13 g	Analyst ID....:	Sonia Ouni		

PARAMETER	RESULT	REPORTING LIMIT	ESTIMATED DETECTION LIMIT	UNITS
2,3,7,8-TCDD	ND	1.2	0.36	pg/g
Total TCDD	ND	1.2	0.36	pg/g
1,2,3,7,8-PeCDD	ND	5.9	0.70	pg/g
Total PeCDD	ND	5.9	0.70	pg/g
1,2,3,4,7,8-HxCDD	ND	5.9	0.69	pg/g
1,2,3,6,7,8-HxCDD	ND	5.9	0.57	pg/g
1,2,3,7,8,9-HxCDD	ND	5.9	0.62	pg/g
Total HxCDD	ND	5.9	0.69	pg/g
1,2,3,4,6,7,8-HpCDD	ND	5.9	0.74	pg/g
Total HpCDD	1.2	5.9	0.74	pg/g
OCDD	31	12	1.5	pg/g
Total TCDF	3.5	1.2	0.20	pg/g
1,2,3,7,8-PeCDF	0.51	J Q B	0.49	pg/g
2,3,4,7,8-PeCDF	0.62	J Q	0.49	pg/g
Total PeCDF	3.0	5.9	0.49	pg/g
1,2,3,4,7,8-HxCDF	ND	5.9	0.44	pg/g
1,2,3,6,7,8-HxCDF	ND	5.9	0.38	pg/g
2,3,4,6,7,8-HxCDF	ND	5.9	0.45	pg/g
1,2,3,7,8,9-HxCDF	ND	5.9	0.52	pg/g
Total HxCDF	ND	5.9	0.52	pg/g
1,2,3,4,6,7,8-HpCDF	ND	5.9	0.72	pg/g
1,2,3,4,7,8,9-HpCDF	ND	5.9	0.86	pg/g
Total HpCDF	ND	5.9	0.86	pg/g
OCDF	ND	12	1.2	pg/g

INTERNAL STANDARDS	PERCENT RECOVERY	RECOVERY LIMITS
13C-2,3,7,8-TCDD	75	40 - 135
13C-1,2,3,7,8-PeCDD	59	40 - 135
13C-1,2,3,6,7,8-HxCDD	72	40 - 135
13C-1,2,3,4,6,7,8-HpCDD	77	40 - 135
13C-OCDD	65	40 - 135
13C-1,2,3,7,8-PeCDF	56	40 - 135
13C-1,2,3,4,7,8-HxCDF	66	40 - 135
13C-1,2,3,4,6,7,8-HpCDF	60	40 - 135

1256

[REDACTED]

[REDACTED]

b6

b6

NCA Labs Korea Co, Ltd.

Sample ID: B09-222-S2

Trace Level Organic Compounds

SW846 8290

Lot - Sample #....:	G91240378 - 002	Work Order #....:	LLF251AF	Matrix....:	SOLID
Date Sampled....:	09/21/09	Date Received....:	09/25/09	Dilution Factor:	0.99
Prep Date....:	10/13/09	Analysis Date....:	10/20/09	Percent Moisture:	16
Prep Batch #:	9286433	Instrument ID....:	1D5		
Initial Wgt/Vol :	10.13 g	Analyst ID....:	Sonia Ouni		

QUALIFIERS

Results and reporting limits have been adjusted for dry weight

- B Method blank contamination The associated method blank contains the target analyte at a reportable level.
- J Estimated Result
- Q Estimated maximum possible concentration (EMPC)

NCA Labs Korea Co, Ltd.

Sample ID: B09-222-S2

Trace Level Organic Compounds

SW846 8290

Lot - Sample #....: G9I240378 - 002
 Date Sampled....: 09/21/09
 Prep Date....: 10/21/09
 Prep Batch #: 9294334
 Initial Wgt/Vol : 10 g

Work Order #....: LLF252AF
 Date Received....: 09/25/09
 Analysis Date....: 10/29/09
 Instrument ID....: 4D5
 Analyst ID....: Sonia Ouni

Matrix....: SOLID
 Dilution Factor: 1
 Percent Moisture: 16

PARAMETER	RESULT		REPORTING LIMIT	ESTIMATED DETECTION LIMIT	UNITS
2,3,7,8-TCDD	ND		1.2	0.013	pg/g
Total TCDD	0.043		1.2	0.0051	pg/g
1,2,3,7,8-PeCDD	ND		5.9	0.017	pg/g
Total PeCDD	ND		5.9	0.046	pg/g
1,2,3,4,7,8-HxCDD	0.031	J Q	5.9	0.0070	pg/g
1,2,3,6,7,8-HxCDD	ND		5.9	0.0059	pg/g
1,2,3,7,8,9-HxCDD	0.048	J Q	5.9	0.0059	pg/g
Total HxCDD	0.44		5.9	0.0062	pg/g
1,2,3,4,6,7,8-HpCDD	1.0	J B	5.9	0.067	pg/g
Total HpCDD	3.2		5.9	0.067	pg/g
OCDD	46	B	12	0.19	pg/g
2,3,7,8-TCDF	0.20	J B	1.2	0.0033	pg/g
Total TCDF	0.54		1.2	0.0033	pg/g
1,2,3,7,8-PeCDF	0.063	J Q	5.9	0.0053	pg/g
2,3,4,7,8-PeCDF	0.034	J Q	5.9	0.0056	pg/g
Total PeCDF	0.20		5.9	0.0055	pg/g
1,2,3,4,7,8-HxCDF	0.037	J Q	5.9	0.027	pg/g
1,2,3,6,7,8-HxCDF	0.037	J Q	5.9	0.025	pg/g
2,3,4,6,7,8-HxCDF	ND		5.9	0.027	pg/g
1,2,3,7,8,9-HxCDF	ND		5.9	0.030	pg/g
Total HxCDF	0.074		5.9	0.027	pg/g
1,2,3,4,6,7,8-HpCDF	ND		5.9	0.061	pg/g
1,2,3,4,7,8,9-HpCDF	ND		5.9	0.073	pg/g
Total HpCDF	0.072		5.9	0.066	pg/g
OCDF	0.070	J B	12	0.016	pg/g

NCA Labs Korea Co, Ltd.

Sample ID: B09-222-S2

Trace Level Organic Compounds

SW846 8290

Lot - Sample #....: G9I240378 - 002
Date Sampled....: 09/21/09
Prep Date....: 10/21/09
Prep Batch #: 9294334
Initial Wgt/Vol : 10 g

Work Order #....: LLF252AF
Date Received....: 09/25/09
Analysis Date....: 10/29/09
Instrument ID....: 4D5
Analyst ID....: Sonia Ouni

Matrix....: SOLID
Dilution Factor: 1
Percent Moisture: 16

INTERNAL STANDARDS

PERCENT RECOVERY

RECOVERY LIMITS

13C-2,3,7,8-TCDD	88	40 - 135
13C-1,2,3,7,8-PeCDD	79	40 - 135
13C-1,2,3,6,7,8-HxCDD	87	40 - 135
13C-1,2,3,4,6,7,8-HpCDD	83	40 - 135
13C-OCDD	84	40 - 135
13C-2,3,7,8-TCDF	84	40 - 135
13C-1,2,3,7,8-PeCDF	77	40 - 135
13C-1,2,3,4,7,8-HxCDF	74	40 - 135
13C-1,2,3,4,6,7,8-HpCDF	78	40 - 135

QUALIFIERS

Results and reporting limits have been adjusted for dry weight.

- B Method blank contamination The associated method blank contains the target analyte at a reportable level.
- J Estimated Result.
- Q Estimated maximum possible concentration (EMPC).

NCA Labs Korea Co, Ltd.

Sample ID: B09-222-S2

Trace Level Organic Compounds

SW846 8290

Lot - Sample #....:	G91240378 - 002	Work Order #....:	LLF253AF	Matrix....:	SOLID
Date Sampled....:	09/21/09	Date Received....:	09/25/09	Dilution Factor:	0.99
Prep Date....:	10/13/09	Analysis Date....:	11/02/09	Percent Moisture:	16
Prep Batch #:	9286433	Instrument ID....:	5D2		
Initial Wgt/Vol :	10.13 g	Analyst ID....:	Sonia Ouni		

<u>PARAMETER</u>	<u>RESULT</u>	<u>REPORTING LIMIT</u>	<u>ESTIMATED DETECTION LIMIT</u>	<u>UNITS</u>
2,3,7,8-TCDF	1.4 B	1.2	0.44	pg/g

<u>INTERNAL STANDARDS</u>	<u>PERCENT RECOVERY</u>	<u>RECOVERY LIMITS</u>
13C-2,3,7,8-TCDF	72	40 - 135

QUALIFIERS

Results and reporting limits have been adjusted for dry weight

B Method blank contamination The associated method blank contains the target analyte at a reportable level.

NCA Labs Korea Co, Ltd.

Sample ID: B09-221-S1

Trace Level Organic Compounds

SW846 8290

Lot - Sample #....: G9I240378 - 004
 Date Sampled....: 09/21/09
 Prep Date....: 10/13/09
 Prep Batch #: 9286433
 Initial Wgt/Vol : 10.11 g

Work Order #....: LLF271AQ
 Date Received....: 09/25/09
 Analysis Date....: 10/20/09
 Instrument ID....: 1D5
 Analyst ID....: Sonia Ouni

Matrix....: SOLID
 Dilution Factor: 0.99
 Percent Moisture: 10

PARAMETER	RESULT	REPORTING LIMIT	ESTIMATED DETECTION LIMIT	UNITS
2,3,7,8-TCDD	ND	1.1	0.33	pg/g
Total TCDD	ND	1.1	0.33	pg/g
1,2,3,7,8-PeCDD	ND	5.5	0.64	pg/g
Total PeCDD	0.70	5.5	0.64	pg/g
1,2,3,4,7,8-HxCDD	ND	5.5	0.71	pg/g
1,2,3,6,7,8-HxCDD	ND	5.5	0.59	pg/g
1,2,3,7,8,9-HxCDD	ND	5.5	0.64	pg/g
Total HxCDD	ND	5.5	0.71	pg/g
1,2,3,4,6,7,8-HpCDD	1.6 J	5.5	0.57	pg/g
Total HpCDD	3.4	5.5	0.57	pg/g
OCDD	28	11	1.3	pg/g
Total TCDF	2.3	1.1	0.24	pg/g
1,2,3,7,8-PeCDF	ND	5.5	0.39	pg/g
2,3,4,7,8-PeCDF	0.63 J Q	5.5	0.39	pg/g
Total PeCDF	4.2	5.5	0.39	pg/g
1,2,3,4,7,8-HxCDF	ND	5.5	0.46	pg/g
1,2,3,6,7,8-HxCDF	ND	5.5	0.39	pg/g
2,3,4,6,7,8-HxCDF	ND	5.5	0.46	pg/g
1,2,3,7,8,9-HxCDF	ND	5.5	0.53	pg/g
Total HxCDF	ND	5.5	0.53	pg/g
1,2,3,4,6,7,8-HpCDF	0.82 J Q	5.5	0.52	pg/g
1,2,3,4,7,8,9-HpCDF	ND	5.5	0.63	pg/g
Total HpCDF	1.5	5.5	0.57	pg/g
OCDF	ND	11	0.69	pg/g

INTERNAL STANDARDS	PERCENT RECOVERY	RECOVERY LIMITS
13C-2,3,7,8-TCDD	75	40 - 135
13C-1,2,3,7,8-PeCDD	65	40 - 135
13C-1,2,3,6,7,8-HxCDD	77	40 - 135
13C-1,2,3,4,6,7,8-HpCDD	87	40 - 135
13C-OCDD	75	40 - 135
13C-1,2,3,7,8-PeCDF	59	40 - 135
13C-1,2,3,4,7,8-HxCDF	74	40 - 135
13C-1,2,3,4,6,7,8-HpCDF	73	40 - 135

1261



b6

b6

NCA Labs Korea Co, Ltd.

Sample ID: B09-221-S1

Trace Level Organic Compounds

SW846 8290

Lot - Sample #....: G9I240378 - 004
Date Sampled....: 09/21/09
Prep Date....: 10/13/09
Prep Batch #: 9286433
Initial Wgt/Vol : 10.11 g

Work Order #....: LLF271AQ
Date Received....: 09/25/09
Analysis Date....: 10/20/09
Instrument ID....: 1D5
Analyst ID....: Sonia Ouni

Matrix....: SOLID
Dilution Factor: 0.99
Percent Moisture: 10

QUALIFIERS

Results and reporting limits have been adjusted for dry weight

- J Estimated Result.
- Q Estimated maximum possible concentration (EMPC)

NCA Labs Korea Co, Ltd.
 Sample ID: B09-221-S1
 Trace Level Organic Compounds
 SW846 8290

Lot - Sample #....:	G91240378 - 004	Work Order #....:	LLF272AQ	Matrix....:	SOLID
Date Sampled....:	09/21/09	Date Received....:	09/25/09	Dilution Factor:	0.98
Prep Date....:	10/21/09	Analysis Date....:	10/29/09	Percent Moisture:	10
Prep Batch #:	9294334	Instrument ID....:	4D5		
Initial Wgt/Vol :	10.13 g	Analyst ID....:	Sonia Ouni		

PARAMETER	RESULT		REPORTING LIMIT	ESTIMATED DETECTION LIMIT	UNITS
2,3,7,8-TCDD	ND		1.1	0.077	pg/g
Total TCDD	0.20		1.1	0.0078	pg/g
1,2,3,7,8-PeCDD	ND		5.5	0.028	pg/g
Total PeCDD	0.11		5.5	0.022	pg/g
1,2,3,4,7,8-HxCDD	ND		5.5	0.062	pg/g
1,2,3,6,7,8-HxCDD	ND		5.5	0.052	pg/g
1,2,3,7,8,9-HxCDD	0.084	J Q	5.5	0.052	pg/g
Total HxCDD	0.60		5.5	0.055	pg/g
1,2,3,4,6,7,8-HpCDD	1.6	J B	5.5	0.074	pg/g
Total HpCDD	3.6		5.5	0.074	pg/g
OCDD	31	B	11	0.15	pg/g
2,3,7,8-TCDF	0.30	J B	1.1	0.0040	pg/g
Total TCDF	0.71		1.1	0.0040	pg/g
1,2,3,7,8-PeCDF	ND		5.5	0.069	pg/g
2,3,4,7,8-PeCDF	ND		5.5	0.072	pg/g
Total PeCDF	0.18		5.5	0.071	pg/g
1,2,3,4,7,8-HxCDF	0.12	J	5.5	0.066	pg/g
1,2,3,6,7,8-HxCDF	0.082	J Q	5.5	0.061	pg/g
2,3,4,6,7,8-HxCDF	0.071	J Q	5.5	0.065	pg/g
1,2,3,7,8,9-HxCDF	ND		5.5	0.072	pg/g
Total HxCDF	0.53		5.5	0.066	pg/g
1,2,3,4,6,7,8-HpCDF	0.41	J Q	5.5	0.11	pg/g
1,2,3,4,7,8,9-HpCDF	ND		5.5	0.13	pg/g
Total HpCDF	0.88		5.5	0.12	pg/g
OCDF	0.59	J B	11	0.064	pg/g

NCA Labs Korea Co, Ltd.

Sample ID: B09-221-S1

Trace Level Organic Compounds

SW846 8290

Lot - Sample #....: G9I240378 - 004
Date Sampled....: 09/21/09
Prep Date....: 10/21/09
Prep Batch #: 9294334
Initial Wgt/Vol : 10.13 g

Work Order #....: LLF272AQ
Date Received....: 09/25/09
Analysis Date....: 10/29/09
Instrument ID....: 4D5
Analyst ID....: Sonia Ouni

Matrix....: SOLID
Dilution Factor: 0.98
Percent Moisture: 10

<u>INTERNAL STANDARDS</u>	<u>PERCENT RECOVERY</u>	<u>RECOVERY LIMITS</u>
13C-2,3,7,8-TCDD	64	40 - 135
13C-1,2,3,7,8-PeCDD	57	40 - 135
13C-1,2,3,6,7,8-HxCDD	62	40 - 135
13C-1,2,3,4,6,7,8-HpCDD	60	40 - 135
13C-OCDD	61	40 - 135
13C-2,3,7,8-TCDF	59	40 - 135
13C-1,2,3,7,8-PeCDF	55	40 - 135
13C-1,2,3,4,7,8-HxCDF	53	40 - 135
13C-1,2,3,4,6,7,8-HpCDF	55	40 - 135

QUALIFIERS

Results and reporting limits have been adjusted for dry weight.

- B Method blank contamination The associated method blank contains the target analyte at a reportable level
- J Estimated Result.
- Q Estimated maximum possible concentration (EMPC).

1264

[REDACTED]

11/20/2009

b6

[REDACTED]

b6

NCA Labs Korea Co, Ltd.
 Sample ID: B09-221-S1
 Trace Level Organic Compounds
 SW846 8290

Lot - Sample #....:	G9I240378 - 004	Work Order #....:	LLF273AQ	Matrix....:	SOLID
Date Sampled....:	09/21/09	Date Received....:	09/25/09	Dilution Factor:	0.99
Prep Date....:	10/13/09	Analysis Date....:	11/02/09	Percent Moisture:	10
Prep Batch #:	9286433	Instrument ID....:	5D2		
Initial Wgt/Vol :	10.11 g	Analyst ID....:	Sonia Ouni		

<u>PARAMETER</u>	<u>RESULT</u>	<u>REPORTING LIMIT</u>	<u>ESTIMATED DETECTION LIMIT</u>	<u>UNITS</u>
2,3,7,8-TCDF	1.3 B	1.1	0.29	pg/g

<u>INTERNAL STANDARDS</u>	<u>PERCENT RECOVERY</u>	<u>RECOVERY LIMITS</u>
13C-2,3,7,8-TCDF	78	40 - 135

QUALIFIERS

Results and reporting limits have been adjusted for dry weight

B Method blank contamination. The associated method blank contains the target analyte at a reportable level.

1265

[Redacted]

11/20/2009

b6

[Redacted]

b6

NCA Labs Korea Co, Ltd.

Sample ID: B09-221-S2

Trace Level Organic Compounds

SW846 8290

Lot - Sample #....: G9I240378 - 005
 Date Sampled....: 09/21/09
 Prep Date....: 10/13/09
 Prep Batch #: 9286433
 Initial Wgt/Vol : 10.05 g

Work Order #....: LLF281AF
 Date Received....: 09/25/09
 Analysis Date....: 10/20/09
 Instrument ID....: 1D5
 Analyst ID....: Sonia Ouni

Matrix....: SOLID
 Dilution Factor: 0.99
 Percent Moisture: 17

PARAMETER	RESULT	REPORTING LIMIT	ESTIMATED DETECTION LIMIT	UNITS
2,3,7,8-TCDD	ND	1.2	0.27	pg/g
Total TCDD	ND	1.2	0.27	pg/g
1,2,3,7,8-PeCDD	ND	6.0	0.46	pg/g
Total PeCDD	1.1	6.0	0.46	pg/g
1,2,3,4,7,8-HxCDD	ND	6.0	0.67	pg/g
1,2,3,6,7,8-HxCDD	ND	6.0	0.56	pg/g
1,2,3,7,8,9-HxCDD	ND	6.0	0.60	pg/g
Total HxCDD	ND	6.0	0.67	pg/g
1,2,3,4,6,7,8-HpCDD	ND	6.0	0.94	pg/g
Total HpCDD	ND	6.0	0.94	pg/g
OCDD	9.7	12	1.7	pg/g
Total TCDF	3.3	1.2	0.20	pg/g
1,2,3,7,8-PeCDF	0.73	J B	0.53	pg/g
2,3,4,7,8-PeCDF	0.58	J Q	0.53	pg/g
Total PeCDF	3.8	6.0	0.53	pg/g
1,2,3,4,7,8-HxCDF	ND	6.0	0.52	pg/g
1,2,3,6,7,8-HxCDF	ND	6.0	0.45	pg/g
2,3,4,6,7,8-HxCDF	ND	6.0	0.53	pg/g
1,2,3,7,8,9-HxCDF	ND	6.0	0.61	pg/g
Total HxCDF	ND	6.0	0.61	pg/g
1,2,3,4,6,7,8-HpCDF	ND	6.0	0.69	pg/g
1,2,3,4,7,8,9-HpCDF	ND	6.0	0.83	pg/g
Total HpCDF	ND	6.0	0.83	pg/g
OCDF	ND	12	0.98	pg/g

INTERNAL STANDARDS	PERCENT RECOVERY	RECOVERY LIMITS
13C-2,3,7,8-TCDD	73	40 - 135
13C-1,2,3,7,8-PeCDD	60	40 - 135
13C-1,2,3,6,7,8-HxCDD	62	40 - 135
13C-1,2,3,4,6,7,8-HpCDD	75	40 - 135
13C-OCDD	58	40 - 135
13C-2,3,7,8-TCDF	76	40 - 135
13C-1,2,3,7,8-PeCDF	51	40 - 135
13C-1,2,3,4,7,8-HxCDF	66	40 - 135
13C-1,2,3,4,6,7,8-HpCDF	54	40 - 135

1266

[REDACTED]

1/20/2009

b6

[REDACTED]

b6

NCA Labs Korea Co, Ltd.

Sample ID: B09-221-S2

Trace Level Organic Compounds

SW846 8290

Lot - Sample #....: G9I240378 - 005
Date Sampled....: 09/21/09
Prep Date....: 10/13/09
Prep Batch #: 9286433
Initial Wgt/Vol : 10.05 g

Work Order #....: LLF281AF
Date Received....: 09/25/09
Analysis Date....: 10/20/09
Instrument ID....: 1D5
Analyst ID....: Sonia Ouni

Matrix....: SOLID
Dilution Factor: 0.99
Percent Moisture: 17

QUALIFIERS

Results and reporting limits have been adjusted for dry weight

- B Method blank contamination The associated method blank contains the target analyte at a reportable level.
- J Estimated Result
- Q Estimated maximum possible concentration (EMPC).

NCA Labs Korea Co, Ltd.

Sample ID: B09-221-S2

Trace Level Organic Compounds

SW846 8290

Lot - Sample #....: G9I240378 - 005
 Date Sampled....: 09/21/09
 Prep Date....: 10/21/09
 Prep Batch #: 9294334
 Initial Wgt/Vol : 10.32 g

Work Order #....: LLF282AF
 Date Received....: 09/25/09
 Analysis Date....: 10/29/09
 Instrument ID....: 4D5
 Analyst ID....: Sonia Ouni

Matrix....: SOLID
 Dilution Factor: 0.97
 Percent Moisture: 17

PARAMETER	RESULT		REPORTING LIMIT	ESTIMATED DETECTION LIMIT	UNITS
2,3,7,8-TCDD	ND		1.2	0.0053	pg/g
Total TCDD	ND		1.2	0.025	pg/g
1,2,3,7,8-PeCDD	ND		5.9	0.013	pg/g
Total PeCDD	0.057		5.9	0.013	pg/g
1,2,3,4,7,8-HxCDD	0.022	J Q	5.9	0.0081	pg/g
1,2,3,6,7,8-HxCDD	0.018	J Q	5.9	0.0068	pg/g
1,2,3,7,8,9-HxCDD	0.050	J Q	5.9	0.0069	pg/g
Total HxCDD	0.39		5.9	0.0073	pg/g
1,2,3,4,6,7,8-HpCDD	0.62	J B	5.9	0.044	pg/g
Total HpCDD	1.4		5.9	0.044	pg/g
OCDD	14	B	12	0.097	pg/g
2,3,7,8-TCDF	ND		1.2	0.0034	pg/g
Total TCDF	0.26		1.2	0.0034	pg/g
1,2,3,7,8-PeCDF	ND		5.9	0.023	pg/g
2,3,4,7,8-PeCDF	ND		5.9	0.023	pg/g
Total PeCDF	0.17		5.9	0.023	pg/g
1,2,3,4,7,8-HxCDF	0.066	J	5.9	0.019	pg/g
1,2,3,6,7,8-HxCDF	0.032	J Q	5.9	0.018	pg/g
2,3,4,6,7,8-HxCDF	0.032	J Q	5.9	0.019	pg/g
1,2,3,7,8,9-HxCDF	0.025	J Q	5.9	0.021	pg/g
Total HxCDF	0.18		5.9	0.019	pg/g
1,2,3,4,6,7,8-HpCDF	0.12	J	5.9	0.082	pg/g
1,2,3,4,7,8,9-HpCDF	ND		5.9	0.098	pg/g
Total HpCDF	0.12		5.9	0.089	pg/g
OCDF	0.23	J B	12	0.0082	pg/g

1268

[Redacted]

[Redacted]

b6

b6

NCA Labs Korea Co, Ltd.
Sample ID: B09-221-S2
Trace Level Organic Compounds
SW846 8290

Lot - Sample #....: G9I240378 - 005 Work Order #....: LLF282AF Matrix....: SOLID
Date Sampled....: 09/21/09 Date Received....: 09/25/09 Dilution Factor: 0.97
Prep Date....: 10/21/09 Analysis Date....: 10/29/09 Percent Moisture: 17
Prep Batch #: 9294334 Instrument ID....: 4D5
Initial Wgt/Vol : 10.32 g Analyst ID....: Sonia Ouni

<u>INTERNAL STANDARDS</u>	<u>PERCENT RECOVERY</u>	<u>RECOVERY LIMITS</u>
13C-2,3,7,8-TCDD	94	40 - 135
13C-1,2,3,7,8-PeCDD	86	40 - 135
13C-1,2,3,6,7,8-HxCDD	90	40 - 135
13C-1,2,3,4,6,7,8-HpCDD	90	40 - 135
13C-OCDD	93	40 - 135
13C-2,3,7,8-TCDF	87	40 - 135
13C-1,2,3,7,8-PeCDF	81	40 - 135
13C-1,2,3,4,7,8-HxCDF	82	40 - 135
13C-1,2,3,4,6,7,8-HpCDF	84	40 - 135

QUALIFIERS

Results and reporting limits have been adjusted for dry weight.

- B Method blank contamination The associated method blank contains the target analyte at a reportable level.
- J Estimated Result.
- Q Estimated maximum possible concentration (EMPC).

NCA Labs Korea Co, Ltd.

Sample ID: B09-221-S2

Trace Level Organic Compounds

SW846 8290

Lot - Sample #....:	G91240378 - 005	Work Order #....:	LLF283AF	Matrix....:	SOLID
Date Sampled....:	09/21/09	Date Received....:	09/25/09	Dilution Factor:	1
Prep Date....:	10/13/09	Analysis Date....:	11/02/09	Percent Moisture:	17
Prep Batch #:	9286433	Instrument ID....:	5D2		
Initial Wgt/Vol :	10.05 g	Analyst ID....:	Sonia Ouni		

<u>PARAMETER</u>	<u>RESULT</u>	<u>REPORTING LIMIT</u>	<u>ESTIMATED DETECTION LIMIT</u>	<u>UNITS</u>
2,3,7,8-TCDF	1.2	1.2	0.34	pg/g

<u>INTERNAL STANDARDS</u>	<u>PERCENT RECOVERY</u>	<u>RECOVERY LIMITS</u>
13C-2,3,7,8-TCDF	76	40 - 135

QUALIFIERS

Results and reporting limits have been adjusted for dry weight.

NCA Labs Korea Co, Ltd.

Sample ID: B09-220-S1

Trace Level Organic Compounds

SW846 8290

Lot - Sample #....: G91240378 - 007
 Date Sampled....: 09/21/09
 Prep Date....: 10/13/09
 Prep Batch #: 9286433
 Initial Wgt/Vol : 10.14 g

Work Order #....: LLF3A1AQ
 Date Received....: 09/25/09
 Analysis Date....: 10/20/09
 Instrument ID....: 1D5
 Analyst ID....: Sonia Ouni

Matrix....: SOLID
 Dilution Factor: 0.98
 Percent Moisture: 8.5

PARAMETER	RESULT	REPORTING LIMIT	ESTIMATED DETECTION LIMIT	UNITS
2,3,7,8-TCDD	ND	1.1	0.28	pg/g
Total TCDD	ND	1.1	0.28	pg/g
1,2,3,7,8-PeCDD	ND	5.4	0.44	pg/g
Total PeCDD	0.61	5.4	0.44	pg/g
1,2,3,4,7,8-HxCDD	ND	5.4	0.67	pg/g
1,2,3,6,7,8-HxCDD	ND	5.4	0.56	pg/g
1,2,3,7,8,9-HxCDD	ND	5.4	0.60	pg/g
Total HxCDD	ND	5.4	0.67	pg/g
1,2,3,4,6,7,8-HpCDD	ND	5.4	0.57	pg/g
Total HpCDD	ND	5.4	0.57	pg/g
OCDD	27	11	1.3	pg/g
Total TCDF	3.0	1.1	0.17	pg/g
1,2,3,7,8-PeCDF	0.80	J Q B 5.4	0.45	pg/g
2,3,4,7,8-PeCDF	0.59	J 5.4	0.45	pg/g
Total PeCDF	4.0	5.4	0.45	pg/g
1,2,3,4,7,8-HxCDF	ND	5.4	0.41	pg/g
1,2,3,6,7,8-HxCDF	ND	5.4	0.35	pg/g
2,3,4,6,7,8-HxCDF	ND	5.4	0.41	pg/g
1,2,3,7,8,9-HxCDF	ND	5.4	0.47	pg/g
Total HxCDF	ND	5.4	0.47	pg/g
1,2,3,4,6,7,8-HpCDF	ND	5.4	0.72	pg/g
1,2,3,4,7,8,9-HpCDF	ND	5.4	0.87	pg/g
Total HpCDF	ND	5.4	0.87	pg/g
OCDF	ND	11	1.0	pg/g

INTERNAL STANDARDS	PERCENT RECOVERY	RECOVERY LIMITS
13C-2,3,7,8-TCDD	73	40 - 135
13C-1,2,3,7,8-PeCDD	61	40 - 135
13C-1,2,3,6,7,8-HxCDD	72	40 - 135
13C-1,2,3,4,6,7,8-HpCDD	76	40 - 135
13C-OCDD	64	40 - 135
13C-2,3,7,8-TCDF	77	40 - 135
13C-1,2,3,7,8-PeCDF	53	40 - 135
13C-1,2,3,4,7,8-HxCDF	65	40 - 135
13C-1,2,3,4,6,7,8-HpCDF	61	40 - 135

1271 [Redacted] b6
 [Redacted] b6

NCA Labs Korea Co, Ltd.
Sample ID: B09-220-S1
Trace Level Organic Compounds
SW846 8290

Lot - Sample #....:	G9I240378 - 007	Work Order #....:	LLF3A1AQ	Matrix....:	SOLID
Date Sampled....:	09/21/09	Date Received....:	09/25/09	Dilution Factor:	0.98
Prep Date....:	10/13/09	Analysis Date....:	10/20/09	Percent Moisture:	8.5
Prep Batch #:	9286433	Instrument ID....:	1D5		
Initial Wgt/Vol :	10.14 g	Analyst ID....:	Sonia Ouni		

QUALIFIERS

Results and reporting limits have been adjusted for dry weight

- B Method blank contamination The associated method blank contains the target analyte at a reportable level.
- J Estimated Result.
- Q Estimated maximum possible concentration (EMPC).

NCA Labs Korea Co, Ltd.
Sample ID: B09-220-S1
Trace Level Organic Compounds
SW846 8290

Lot - Sample #....:	G9I240378 - 007	Work Order #....:	LLF3A2AQ	Matrix....:	SOLID
Date Sampled....:	09/21/09	Date Received....:	09/25/09	Dilution Factor:	0.97
Prep Date....:	10/21/09	Analysis Date....:	10/29/09	Percent Moisture:	8.5
Prep Batch #:	9294334	Instrument ID....:	4D5		
Initial Wgt/Vol :	10.29 g	Analyst ID....:	Sonia Ouni		

PARAMETER	RESULT	REPORTING LIMIT	ESTIMATED DETECTION LIMIT	UNITS
2,3,7,8-TCDD	ND	1.1	0.020	pg/g
Total TCDD	ND	1.1	0.025	pg/g
1,2,3,7,8-PeCDD	ND	5.3	0.012	pg/g
Total PeCDD	0.045	5.3	0.012	pg/g
1,2,3,4,7,8-HxCDD	ND	5.3	0.021	pg/g
1,2,3,6,7,8-HxCDD	0.039 J Q	5.3	0.017	pg/g
1,2,3,7,8,9-HxCDD	0.044 J Q	5.3	0.017	pg/g
Total HxCDD	0.73	5.3	0.018	pg/g
1,2,3,4,6,7,8-HpCDD	0.87 J B	5.3	0.11	pg/g
Total HpCDD	0.87	5.3	0.11	pg/g
OCDD	19 B	11	0.054	pg/g
2,3,7,8-TCDF	0.092 J Q B	1.1	0.0036	pg/g
Total TCDF	0.21	1.1	0.0036	pg/g
1,2,3,7,8-PeCDF	0.014 J Q	5.3	0.0065	pg/g
2,3,4,7,8-PeCDF	0.0074 J Q	5.3	0.0067	pg/g
Total PeCDF	0.045	5.3	0.0066	pg/g
1,2,3,4,7,8-HxCDF	0.038 J Q	5.3	0.027	pg/g
1,2,3,6,7,8-HxCDF	ND	5.3	0.025	pg/g
2,3,4,6,7,8-HxCDF	ND	5.3	0.027	pg/g
1,2,3,7,8,9-HxCDF	ND	5.3	0.030	pg/g
Total HxCDF	0.11	5.3	0.027	pg/g
1,2,3,4,6,7,8-HpCDF	0.22 J	5.3	0.053	pg/g
1,2,3,4,7,8,9-HpCDF	ND	5.3	0.064	pg/g
Total HpCDF	0.33	5.3	0.058	pg/g
OCDF	0.15 J B	11	0.012	pg/g

NCA Labs Korea Co, Ltd.

Sample ID: B09-220-S1

Trace Level Organic Compounds

SW846 8290

Lot - Sample #....: G9I240378 - 007
Date Sampled....: 09/21/09
Prep Date....: 10/21/09
Prep Batch #: 9294334
Initial Wgt/Vol : 10.29 g

Work Order #....: LLF3A2AQ
Date Received....: 09/25/09
Analysis Date....: 10/29/09
Instrument ID....: 4D5
Analyst ID....: Sonia Ouni

Matrix....: SOLID
Dilution Factor: 0.97
Percent Moisture: 8.5

<u>INTERNAL STANDARDS</u>	<u>PERCENT RECOVERY</u>	<u>RECOVERY LIMITS</u>
13C-2,3,7,8-TCDD	89	40 - 135
13C-1,2,3,7,8-PeCDD	81	40 - 135
13C-1,2,3,6,7,8-HxCDD	90	40 - 135
13C-1,2,3,4,6,7,8-HpCDD	86	40 - 135
13C-OCDD	88	40 - 135
13C-2,3,7,8-TCDF	83	40 - 135
13C-1,2,3,7,8-PeCDF	79	40 - 135
13C-1,2,3,4,7,8-HxCDF	76	40 - 135
13C-1,2,3,4,6,7,8-HpCDF	81	40 - 135

QUALIFIERS

Results and reporting limits have been adjusted for dry weight.

- B Method blank contamination The associated method blank contains the target analyte at a reportable level.
- J Estimated Result
- Q Estimated maximum possible concentration (EMPC).

NCA Labs Korea Co, Ltd.
 Sample ID: B09-220-S1
 Trace Level Organic Compounds
 SW846 8290

Lot - Sample #....:	G9I240378 - 007	Work Order #....:	LLF3A3AQ	Matrix....:	SOLID
Date Sampled....:	09/21/09	Date Received....:	09/25/09	Dilution Factor:	0.99
Prep Date....:	10/13/09	Analysis Date....:	11/02/09	Percent Moisture:	8.5
Prep Batch #:	9286433	Instrument ID....:	5D2		
Initial Wgt/Vol :	10.14 g	Analyst ID....:	Sonia Ouni		

<u>PARAMETER</u>	<u>RESULT</u>	<u>REPORTING LIMIT</u>	<u>ESTIMATED DETECTION LIMIT</u>	<u>UNITS</u>
2,3,7,8-TCDF	1.2 B	1.1	0.26	pg/g

<u>INTERNAL STANDARDS</u>	<u>PERCENT RECOVERY</u>	<u>RECOVERY LIMITS</u>
13C-2,3,7,8-TCDF	77	40 - 135

QUALIFIERS

Results and reporting limits have been adjusted for dry weight.

B Method blank contamination. The associated method blank contains the target analyte at a reportable level.

[Redacted Signature Area]

b6

NCA Labs Korea Co, Ltd.

Sample ID: B09-220-S2

Trace Level Organic Compounds

SW846 8290

Lot - Sample #....: G91240378 - 008
 Date Sampled....: 09/21/09
 Prep Date....: 10/13/09
 Prep Batch #: 9286433
 Initial Wgt/Vol : 10.02 g

Work Order #....: LLF3C1AF
 Date Received....: 09/25/09
 Analysis Date....: 10/20/09
 Instrument ID....: 1D5
 Analyst ID....: Sonia Ouni

Matrix....: SOLID
 Dilution Factor: 1
 Percent Moisture: 8.0

PARAMETER	RESULT	REPORTING LIMIT	ESTIMATED DETECTION LIMIT	UNITS
2,3,7,8-TCDD	ND	1.1	0.27	pg/g
Total TCDD	ND	1.1	0.27	pg/g
1,2,3,7,8-PeCDD	ND	5.4	0.50	pg/g
Total PeCDD	ND	5.4	0.50	pg/g
1,2,3,4,7,8-HxCDD	ND	5.4	0.48	pg/g
1,2,3,6,7,8-HxCDD	ND	5.4	0.40	pg/g
1,2,3,7,8,9-HxCDD	ND	5.4	0.43	pg/g
Total HxCDD	ND	5.4	0.48	pg/g
1,2,3,4,6,7,8-HpCDD	0.61 J	5.4	0.56	pg/g
Total HpCDD	1.5	5.4	0.56	pg/g
OCDD	15	11	1.1	pg/g
Total TCDF	2.8	1.1	0.16	pg/g
1,2,3,7,8-PeCDF	0.57 JB	5.4	0.44	pg/g
2,3,4,7,8-PeCDF	ND	5.4	0.44	pg/g
Total PeCDF	2.7	5.4	0.44	pg/g
1,2,3,4,7,8-HxCDF	ND	5.4	0.41	pg/g
1,2,3,6,7,8-HxCDF	ND	5.4	0.35	pg/g
2,3,4,6,7,8-HxCDF	ND	5.4	0.42	pg/g
1,2,3,7,8,9-HxCDF	ND	5.4	0.48	pg/g
Total HxCDF	ND	5.4	0.48	pg/g
1,2,3,4,6,7,8-HpCDF	ND	5.4	0.60	pg/g
1,2,3,4,7,8,9-HpCDF	ND	5.4	0.72	pg/g
Total HpCDF	ND	5.4	0.72	pg/g
OCDF	ND	11	0.99	pg/g

INTERNAL STANDARDS	PERCENT RECOVERY	RECOVERY LIMITS
13C-2,3,7,8-TCDD	80	40 - 135
13C-1,2,3,7,8-PeCDD	69	40 - 135
13C-1,2,3,6,7,8-HxCDD	82	40 - 135
13C-1,2,3,4,6,7,8-HpCDD	82	40 - 135
13C-OCDD	67	40 - 135
13C-1,2,3,7,8-PeCDF	63	40 - 135
13C-1,2,3,4,7,8-HxCDF	73	40 - 135
13C-1,2,3,4,6,7,8-HpCDF	65	40 - 135

1276 [Redacted] b6
 [Redacted] b6

NCA Labs Korea Co, Ltd.

Sample ID: B09-220-S2

Trace Level Organic Compounds

SW846 8290

Lot - Sample #....:	G91240378 - 008	Work Order #....:	LLF3C1AF	Matrix....:	SOLID
Date Sampled....:	09/21/09	Date Received....:	09/25/09	Dilution Factor:	1
Prep Date....:	10/13/09	Analysis Date....:	10/20/09	Percent Moisture:	8.0
Prep Batch #:	9286433	Instrument ID....:	1D5		
Initial Wgt/Vol :	10.02 g	Analyst ID....:	Sonia Ouni		

QUALIFIERS

Results and reporting limits have been adjusted for dry weight

- B Method blank contamination The associated method blank contains the target analyte at a reportable level
- J Estimated Result

NCA Labs Korea Co, Ltd.

Sample ID: B09-220-S2

Trace Level Organic Compounds

SW846 8290

Lot - Sample #....: G91240378 - 008
 Date Sampled....: 09/21/09
 Prep Date....: 10/21/09
 Prep Batch #: 9294334
 Initial Wgt/Vol : 10.15 g

Work Order #....: LLF3C2AF
 Date Received....: 09/25/09
 Analysis Date....: 10/29/09
 Instrument ID....: 4D5
 Analyst ID....: Sonia Ouni

Matrix....: SOLID
 Dilution Factor: 0.98
 Percent Moisture: 8.0

PARAMETER	RESULT		REPORTING LIMIT	ESTIMATED DETECTION LIMIT	UNITS
2,3,7,8-TCDD	ND		1.1	0.011	pg/g
Total TCDD	ND		1.1	0.018	pg/g
1,2,3,7,8-PeCDD	ND		5.4	0.0082	pg/g
Total PeCDD	0.096		5.4	0.0082	pg/g
1,2,3,4,7,8-HxCDD	ND		5.4	0.038	pg/g
1,2,3,6,7,8-HxCDD	ND		5.4	0.032	pg/g
1,2,3,7,8,9-HxCDD	ND		5.4	0.032	pg/g
Total HxCDD	0.086		5.4	0.034	pg/g
1,2,3,4,6,7,8-HpCDD	0.59	J Q B	5.4	0.0029	pg/g
Total HpCDD	1.5		5.4	0.0029	pg/g
OCDD	21	B	11	0.014	pg/g
2,3,7,8-TCDF	0.15	J B	1.1	0.0023	pg/g
Total TCDF	0.31		1.1	0.0023	pg/g
1,2,3,7,8-PeCDF	0.029	J Q	5.4	0.023	pg/g
2,3,4,7,8-PeCDF	ND		5.4	0.024	pg/g
Total PeCDF	0.048		5.4	0.024	pg/g
1,2,3,4,7,8-HxCDF	0.039	J Q	5.4	0.015	pg/g
1,2,3,6,7,8-HxCDF	0.038	J	5.4	0.014	pg/g
2,3,4,6,7,8-HxCDF	ND		5.4	0.015	pg/g
1,2,3,7,8,9-HxCDF	ND		5.4	0.017	pg/g
Total HxCDF	0.12		5.4	0.015	pg/g
1,2,3,4,6,7,8-HpCDF	ND		5.4	0.057	pg/g
1,2,3,4,7,8,9-HpCDF	ND		5.4	0.068	pg/g
Total HpCDF	0.19		5.4	0.062	pg/g
OCDF	0.26	J Q B	11	0.0099	pg/g

NCA Labs Korea Co, Ltd.
 Sample ID: B09-220-S2
 Trace Level Organic Compounds
 SW846 8290

Lot - Sample #....: G9I240378 - 008	Work Order #....: LLF3C2AF	Matrix....: SOLID
Date Sampled....: 09/21/09	Date Received....: 09/25/09	Dilution Factor: 0.98
Prep Date....: 10/21/09	Analysis Date....: 10/29/09	Percent Moisture: 8.0
Prep Batch #: 9294334	Instrument ID....: 4D5	
Initial Wgt/Vol : 10.15 g	Analyst ID....: Sonia Ouni	

<u>INTERNAL STANDARDS</u>	<u>PERCENT RECOVERY</u>	<u>RECOVERY LIMITS</u>
13C-2,3,7,8-TCDD	95	40 - 135
13C-1,2,3,7,8-PeCDD	88	40 - 135
13C-1,2,3,6,7,8-HxCDD	82	40 - 135
13C-1,2,3,4,6,7,8-HpCDD	95	40 - 135
13C-OCDD	101	40 - 135
13C-2,3,7,8-TCDF	89	40 - 135
13C-1,2,3,7,8-PeCDF	84	40 - 135
13C-1,2,3,4,7,8-HxCDF	81	40 - 135
13C-1,2,3,4,6,7,8-HpCDF	89	40 - 135

QUALIFIERS

Results and reporting limits have been adjusted for dry weight

- B Method blank contamination. The associated method blank contains the target analyte at a reportable level
- J Estimated Result
- Q Estimated maximum possible concentration (EMPC).

[Redacted] b6
 [Redacted] b6

NCA Labs Korea Co, Ltd.

Sample ID: B09-220-S2

Trace Level Organic Compounds

SW846 8290

Lot - Sample #....: G9I240378 - 008
Date Sampled....: 09/21/09
Prep Date....: 10/13/09
Prep Batch #: 9286433
Initial Wgt/Vol : 10.02 g

Work Order #....: LLF3C3AF
Date Received....: 09/25/09
Analysis Date....: 11/02/09
Instrument ID....: 5D2
Analyst ID....: Sonia Ouni

Matrix....: SOLID
Dilution Factor: 1
Percent Moisture: 8.0

<u>PARAMETER</u>	<u>RESULT</u>	<u>REPORTING LIMIT</u>	<u>ESTIMATED DETECTION LIMIT</u>	<u>UNITS</u>
2,3,7,8-TCDF	1.2 B	1.1	0.28	pg/g

<u>INTERNAL STANDARDS</u>	<u>PERCENT RECOVERY</u>	<u>RECOVERY LIMITS</u>
13C-2,3,7,8-TCDF	77	40 - 135

QUALIFIERS

Results and reporting limits have been adjusted for dry weight

B Method blank contamination The associated method blank contains the target analyte at a reportable level.

NCA Labs Korea Co, Ltd.
 Sample ID: B09-201-S1
 Trace Level Organic Compounds
 SW846 8290

Lot - Sample #....: G9I240378 - 010	Work Order #....: LLF3E1AQ	Matrix....: SOLID
Date Sampled....: 09/21/09	Date Received....: 09/25/09	Dilution Factor: 0.99
Prep Date....: 10/13/09	Analysis Date....: 10/20/09	Percent Moisture: 8.4
Prep Batch #: 9286433	Instrument ID....: 1D5	
Initial Wgt/Vol : 10.07 g	Analyst ID....: Sonia Ouni	

PARAMETER	RESULT	REPORTING LIMIT	ESTIMATED DETECTION LIMIT	UNITS
2,3,7,8-TCDD	ND	1.1	0.25	pg/g
Total TCDD	ND	1.1	0.25	pg/g
1,2,3,7,8-PeCDD	ND	5.4	0.55	pg/g
Total PeCDD	0.64	5.4	0.55	pg/g
1,2,3,4,7,8-HxCDD	ND	5.4	0.73	pg/g
1,2,3,6,7,8-HxCDD	ND	5.4	0.60	pg/g
1,2,3,7,8,9-HxCDD	ND	5.4	0.65	pg/g
Total HxCDD	ND	5.4	0.73	pg/g
1,2,3,4,6,7,8-HpCDD	0.85	J 5.4	0.63	pg/g
Total HpCDD	1.9	5.4	0.63	pg/g
OCDD	17	11	1.5	pg/g
Total TCDF	2.8	1.1	0.19	pg/g
1,2,3,7,8-PeCDF	0.56	J Q B 5.4	0.34	pg/g
2,3,4,7,8-PeCDF	0.57	J Q 5.4	0.34	pg/g
Total PeCDF	3.9	5.4	0.34	pg/g
1,2,3,4,7,8-HxCDF	ND	5.4	0.48	pg/g
1,2,3,6,7,8-HxCDF	ND	5.4	0.41	pg/g
2,3,4,6,7,8-HxCDF	ND	5.4	0.49	pg/g
1,2,3,7,8,9-HxCDF	ND	5.4	0.56	pg/g
Total HxCDF	ND	5.4	0.56	pg/g
1,2,3,4,6,7,8-HpCDF	ND	5.4	0.58	pg/g
1,2,3,4,7,8,9-HpCDF	ND	5.4	0.70	pg/g
Total HpCDF	ND	5.4	0.70	pg/g
OCDF	ND	11	1.1	pg/g

INTERNAL STANDARDS	PERCENT RECOVERY	RECOVERY LIMITS
13C-2,3,7,8-TCDD	72	40 - 135
13C-1,2,3,7,8-PeCDD	59	40 - 135
13C-1,2,3,6,7,8-HxCDD	70	40 - 135
13C-1,2,3,4,6,7,8-HpCDD	73	40 - 135
13C-OCDD	54	40 - 135
13C-2,3,7,8-TCDF	71	40 - 135
13C-1,2,3,7,8-PeCDF	53	40 - 135
13C-1,2,3,4,7,8-HxCDF	67	40 - 135
13C-1,2,3,4,6,7,8-HpCDF	55	40 - 135

NCA Labs Korea Co, Ltd.
Sample ID: B09-201-S1
Trace Level Organic Compounds
SW846 8290

Lot - Sample #....:	G9I240378 - 010	Work Order #....:	LLF3E1AQ	Matrix....:	SOLID
Date Sampled....:	09/21/09	Date Received....:	09/25/09	Dilution Factor:	0.99
Prep Date....:	10/13/09	Analysis Date....:	10/20/09	Percent Moisture:	8.4
Prep Batch #:	9286433	Instrument ID....:	1D5		
Initial Wgt/Vol :	10.07 g	Analyst ID....:	Sonia Ouni		

QUALIFIERS

Results and reporting limits have been adjusted for dry weight

- B Method blank contamination. The associated method blank contains the target analyte at a reportable level.
- J Estimated Result
- Q Estimated maximum possible concentration (EMPC)

NCA Labs Korea Co, Ltd.

Sample ID: B09-201-S1

Trace Level Organic Compounds

SW846 8290

Lot - Sample #....: G91240378 - 010
 Date Sampled....: 09/21/09
 Prep Date....: 10/21/09
 Prep Batch #: 9294334
 Initial Wgt/Vol : 10.53 g

Work Order #....: LLF3E2AQ
 Date Received....: 09/25/09
 Analysis Date....: 10/29/09
 Instrument ID....: 4D5
 Analyst ID....: Sonia Ouni

Matrix....: SOLID
 Dilution Factor: 0.95
 Percent Moisture: 8.4

PARAMETER	RESULT		REPORTING LIMIT	ESTIMATED DETECTION LIMIT	UNITS
2,3,7,8-TCDD	ND		1.0	0.022	pg/g
Total TCDD	ND		1.0	0.022	pg/g
1,2,3,7,8-PeCDD	ND		5.2	0.037	pg/g
Total PeCDD	0.20		5.2	0.010	pg/g
1,2,3,4,7,8-HxCDD	0.073	J Q	5.2	0.022	pg/g
1,2,3,6,7,8-HxCDD	0.098	J	5.2	0.018	pg/g
1,2,3,7,8,9-HxCDD	0.079	J Q	5.2	0.019	pg/g
Total HxCDD	0.51		5.2	0.020	pg/g
1,2,3,4,6,7,8-HpCDD	0.84	J B	5.2	0.0073	pg/g
Total HpCDD	2.0		5.2	0.0073	pg/g
OCDD	27	B	10	0.071	pg/g
2,3,7,8-TCDF	0.15	J B	1.0	0.0029	pg/g
Total TCDF	0.25		1.0	0.0029	pg/g
1,2,3,7,8-PeCDF	0.051	J Q	5.2	0.019	pg/g
2,3,4,7,8-PeCDF	0.084	J	5.2	0.020	pg/g
Total PeCDF	0.20		5.2	0.020	pg/g
1,2,3,4,7,8-HxCDF	0.059	J Q	5.2	0.034	pg/g
1,2,3,6,7,8-HxCDF	0.058	J Q	5.2	0.031	pg/g
2,3,4,6,7,8-HxCDF	0.084	J Q	5.2	0.033	pg/g
1,2,3,7,8,9-HxCDF	0.069	J	5.2	0.037	pg/g
Total HxCDF	0.34		5.2	0.034	pg/g
1,2,3,4,6,7,8-HpCDF	0.22	J Q	5.2	0.060	pg/g
1,2,3,4,7,8,9-HpCDF	ND		5.2	0.072	pg/g
Total HpCDF	0.33		5.2	0.065	pg/g
OCDF	0.33	J Q B	10	0.0074	pg/g

NCA Labs Korea Co, Ltd.

Sample ID: B09-201-S1

Trace Level Organic Compounds

SW846 8290

Lot - Sample #....:	G9I240378 - 010	Work Order #....:	LLF3E2AQ	Matrix....:	SOLID
Date Sampled....:	09/21/09	Date Received....:	09/25/09	Dilution Factor:	0.95
Prep Date....:	10/21/09	Analysis Date....:	10/29/09	Percent Moisture:	8.4
Prep Batch #:	9294334	Instrument ID....:	4D5		
Initial Wgt/Vol :	10.53 g	Analyst ID....:	Sonia Ouni		

<u>INTERNAL STANDARDS</u>	<u>PERCENT RECOVERY</u>	<u>RECOVERY LIMITS</u>
13C-2,3,7,8-TCDD	94	40 - 135
13C-1,2,3,7,8-PeCDD	87	40 - 135
13C-1,2,3,6,7,8-HxCDD	81	40 - 135
13C-1,2,3,4,6,7,8-HpCDD	91	40 - 135
13C-OCDD	98	40 - 135
13C-2,3,7,8-TCDF	88	40 - 135
13C-1,2,3,7,8-PeCDF	82	40 - 135
13C-1,2,3,4,7,8-HxCDF	81	40 - 135
13C-1,2,3,4,6,7,8-HpCDF	86	40 - 135

QUALIFIERS

Results and reporting limits have been adjusted for dry weight

- B Method blank contamination. The associated method blank contains the target analyte at a reportable level
- J Estimated Result.
- Q Estimated maximum possible concentration (EMPC).

NCA Labs Korea Co, Ltd.
 Sample ID: B09-201-S1
 Trace Level Organic Compounds
 SW846 8290

Lot - Sample #....:	G9I240378 - 010	Work Order #....:	LLF3E3AQ	Matrix....:	SOLID
Date Sampled....:	09/21/09	Date Received....:	09/25/09	Dilution Factor:	0.99
Prep Date....:	10/13/09	Analysis Date....:	11/02/09	Percent Moisture:	8.4
Prep Batch #:	9286433	Instrument ID....:	5D2		
Initial Wgt/Vol :	10.07 g	Analyst ID....:	Sonia Ouni		

<u>PARAMETER</u>	<u>RESULT</u>	<u>REPORTING LIMIT</u>	<u>ESTIMATED DETECTION LIMIT</u>	<u>UNITS</u>
2,3,7,8-TCDF	1.1 B	1.1	0.32	pg/g

<u>INTERNAL STANDARDS</u>	<u>PERCENT RECOVERY</u>	<u>RECOVERY LIMITS</u>
13C-2,3,7,8-TCDF	71	40 - 135

QUALIFIERS

Results and reporting limits have been adjusted for dry weight.

B Method blank contamination The associated method blank contains the target analyte at a reportable level

[Redacted]

[Redacted]

b6

b6

NCA Labs Korea Co, Ltd.

Sample ID: B09-201-S2

Trace Level Organic Compounds

SW846 8290

Lot - Sample #....: G9I240378 - 011
 Date Sampled....: 09/21/09
 Prep Date....: 10/13/09
 Prep Batch #: 9286433
 Initial Wgt/Vol : 10.04 g

Work Order #....: LLF3F1AF
 Date Received....: 09/25/09
 Analysis Date....: 10/20/09
 Instrument ID....: 1D5
 Analyst ID....: Sonia Ouni

Matrix....: SOLID
 Dilution Factor: 1
 Percent Moisture: 12

PARAMETER	RESULT	REPORTING LIMIT	ESTIMATED DETECTION LIMIT	UNITS
2,3,7,8-TCDD	ND	1.1	0.25	pg/g
Total TCDD	ND	1.1	0.25	pg/g
1,2,3,7,8-PeCDD	ND	5.7	0.38	pg/g
Total PeCDD	0.43	5.7	0.38	pg/g
1,2,3,4,7,8-HxCDD	ND	5.7	0.61	pg/g
1,2,3,6,7,8-HxCDD	ND	5.7	0.51	pg/g
1,2,3,7,8,9-HxCDD	ND	5.7	0.55	pg/g
Total HxCDD	ND	5.7	0.61	pg/g
1,2,3,4,6,7,8-HpCDD	ND	5.7	0.64	pg/g
Total HpCDD	0.88	5.7	0.64	pg/g
OCDD	19	11	1.3	pg/g
Total TCDF	3.1	1.1	0.16	pg/g
1,2,3,7,8-PeCDF	0.43	J Q B 5.7	0.42	pg/g
2,3,4,7,8-PeCDF	0.75	J 5.7	0.42	pg/g
Total PeCDF	3.1	5.7	0.42	pg/g
1,2,3,4,7,8-HxCDF	ND	5.7	0.49	pg/g
1,2,3,6,7,8-HxCDF	ND	5.7	0.42	pg/g
2,3,4,6,7,8-HxCDF	ND	5.7	0.50	pg/g
1,2,3,7,8,9-HxCDF	ND	5.7	0.58	pg/g
Total HxCDF	ND	5.7	0.58	pg/g
1,2,3,4,6,7,8-HpCDF	ND	5.7	0.58	pg/g
1,2,3,4,7,8,9-HpCDF	ND	5.7	0.69	pg/g
Total HpCDF	ND	5.7	0.69	pg/g
OCDF	ND	11	0.94	pg/g

INTERNAL STANDARDS	PERCENT RECOVERY	RECOVERY LIMITS
13C-2,3,7,8-TCDD	71	40 - 135
13C-1,2,3,7,8-PeCDD	56	40 - 135
13C-1,2,3,6,7,8-HxCDD	73	40 - 135
13C-1,2,3,4,6,7,8-HpCDD	80	40 - 135
13C-OCDD	70	40 - 135
13C-1,2,3,7,8-PeCDF	52	40 - 135
13C-1,2,3,4,7,8-HxCDF	70	40 - 135
13C-1,2,3,4,6,7,8-HpCDF	71	40 - 135

NCA Labs Korea Co, Ltd.

Sample ID: B09-201-S2

Trace Level Organic Compounds

SW846 8290

Lot - Sample #....:	G9I240378 - 011	Work Order #....:	LLF3F1AF	Matrix....:	SOLID
Date Sampled....:	09/21/09	Date Received....:	09/25/09	Dilution Factor:	1
Prep Date....:	10/13/09	Analysis Date....:	10/20/09	Percent Moisture:	12
Prep Batch #:	9286433	Instrument ID....:	1D5		
Initial Wgt/Vol :	10.04 g	Analyst ID....:	Sonia Ouni		

QUALIFIERS

Results and reporting limits have been adjusted for dry weight.

- B Method blank contamination The associated method blank contains the target analyte at a reportable level
- J Estimated Result
- Q Estimated maximum possible concentration (EMPC)

NCA Labs Korea Co, Ltd.

Sample ID: B09-201-S2

Trace Level Organic Compounds

SW846 8290

Lot - Sample #....: G9I240378 - 011
 Date Sampled....: 09/21/09
 Prep Date....: 10/21/09
 Prep Batch #: 9294334
 Initial Wgt/Vol : 10.19 g

Work Order #....: LLF3F2AF
 Date Received....: 09/25/09
 Analysis Date....: 10/29/09
 Instrument ID....: 4D5
 Analyst ID....: Sonia Ouni

Matrix....: SOLID
 Dilution Factor: 0.98
 Percent Moisture: 12

PARAMETER	RESULT	REPORTING LIMIT	ESTIMATED DETECTION LIMIT	UNITS
2,3,7,8-TCDD	ND	1.1	0.0067	pg/g
Total TCDD	ND	1.1	0.048	pg/g
1,2,3,7,8-PeCDD	ND	5.6	0.012	pg/g
Total PeCDD	ND	5.6	0.040	pg/g
1,2,3,4,7,8-HxCDD	ND	5.6	0.031	pg/g
1,2,3,6,7,8-HxCDD	0.071 J	5.6	0.026	pg/g
1,2,3,7,8,9-HxCDD	0.11 J Q	5.6	0.026	pg/g
Total HxCDD	0.43	5.6	0.027	pg/g
1,2,3,4,6,7,8-HpCDD	0.96 J B	5.6	0.11	pg/g
Total HpCDD	2.7	5.6	0.11	pg/g
OCDD	49 B	11	0.19	pg/g
2,3,7,8-TCDF	0.093 J Q B	1.1	0.0050	pg/g
Total TCDF	0.19	1.1	0.0050	pg/g
1,2,3,7,8-PeCDF	ND	5.6	0.029	pg/g
2,3,4,7,8-PeCDF	ND	5.6	0.030	pg/g
Total PeCDF	ND	5.6	0.040	pg/g
1,2,3,4,7,8-HxCDF	0.032 J Q	5.6	0.029	pg/g
1,2,3,6,7,8-HxCDF	ND	5.6	0.027	pg/g
2,3,4,6,7,8-HxCDF	ND	5.6	0.028	pg/g
1,2,3,7,8,9-HxCDF	ND	5.6	0.031	pg/g
Total HxCDF	0.080	5.6	0.028	pg/g
1,2,3,4,6,7,8-HpCDF	0.089 J Q	5.6	0.073	pg/g
1,2,3,4,7,8,9-HpCDF	ND	5.6	0.087	pg/g
Total HpCDF	0.30	5.6	0.079	pg/g
OCDF	0.20 J B	11	0.042	pg/g

NCA Labs Korea Co, Ltd.

Sample ID: B09-201-S2

Trace Level Organic Compounds

SW846 8290

Lot - Sample #....: G9I240378 - 011
Date Sampled....: 09/21/09
Prep Date....: 10/21/09
Prep Batch #: 9294334
Initial Wgt/Vol : 10.19 g

Work Order #....: LLF3F2AF
Date Received....: 09/25/09
Analysis Date....: 10/29/09
Instrument ID....: 4D5
Analyst ID....: Sonia Ouni

Matrix....: SOLID
Dilution Factor: 0.98
Percent Moisture: 12

<u>INTERNAL STANDARDS</u>	<u>PERCENT RECOVERY</u>	<u>RECOVERY LIMITS</u>
13C-2,3,7,8-TCDD	89	40 - 135
13C-1,2,3,7,8-PeCDD	83	40 - 135
13C-1,2,3,6,7,8-HxCDD	89	40 - 135
13C-1,2,3,4,6,7,8-HpCDD	88	40 - 135
13C-OCDD	93	40 - 135
13C-2,3,7,8-TCDF	82	40 - 135
13C-1,2,3,7,8-PeCDF	79	40 - 135
13C-1,2,3,4,7,8-HxCDF	78	40 - 135
13C-1,2,3,4,6,7,8-HpCDF	83	40 - 135

QUALIFIERS

Results and reporting limits have been adjusted for dry weight.

- B Method blank contamination. The associated method blank contains the target analyte at a reportable level
- J Estimated Result
- Q Estimated maximum possible concentration (EMPC).

NCA Labs Korea Co, Ltd.

Sample ID: B09-201-S2

Trace Level Organic Compounds

SW846 8290

Lot - Sample #....:	G9I240378 - 011	Work Order #....:	LLF3F3AF	Matrix....:	SOLID
Date Sampled....:	09/21/09	Date Received....:	09/25/09	Dilution Factor:	1
Prep Date....:	10/13/09	Analysis Date....:	11/02/09	Percent Moisture:	12
Prep Batch #:	9286433	Instrument ID....:	5D2		
Initial Wgt/Vol :	10.04 g	Analyst ID....:	Sonia Ouni		

<u>PARAMETER</u>	<u>RESULT</u>	<u>REPORTING LIMIT</u>	<u>ESTIMATED DETECTION LIMIT</u>	<u>UNITS</u>
2,3,7,8-TCDF	1.2 B	1.1	0.33	pg/g

<u>INTERNAL STANDARDS</u>	<u>PERCENT RECOVERY</u>	<u>RECOVERY LIMITS</u>
13C-2,3,7,8-TCDF	75	40 - 135

QUALIFIERS

Results and reporting limits have been adjusted for dry weight

B Method blank contamination. The associated method blank contains the target analyte at a reportable level.

NCA Labs Korea Co, Ltd.

Sample ID: B09-200-S1

Trace Level Organic Compounds

SW846 8290

Lot - Sample #....: G9I240378 - 013
 Date Sampled....: 09/21/09
 Prep Date....: 10/13/09
 Prep Batch #: 9286433
 Initial Wgt/Vol : 10.07 g

Work Order #....: LLF3H1AQ
 Date Received....: 09/25/09
 Analysis Date....: 11/03/09
 Instrument ID....: 1D5
 Analyst ID....: Sonia Ouni

Matrix....: SOLID
 Dilution Factor: 0.99
 Percent Moisture: 5.4

PARAMETER	RESULT	REPORTING LIMIT	ESTIMATED DETECTION LIMIT	UNITS
2,3,7,8-TCDD	ND	1.1	0.34	pg/g
Total TCDD	ND	1.1	0.34	pg/g
1,2,3,7,8-PeCDD	ND	5.3	0.64	pg/g
Total PeCDD	0.88	5.3	0.64	pg/g
1,2,3,4,7,8-HxCDD	ND	5.3	0.78	pg/g
1,2,3,6,7,8-HxCDD	ND	5.3	0.67	pg/g
1,2,3,7,8,9-HxCDD	ND	5.3	0.67	pg/g
Total HxCDD	ND	5.3	0.70	pg/g
1,2,3,4,6,7,8-HpCDD	ND	5.3	0.82	pg/g
Total HpCDD	ND	5.3	0.82	pg/g
OCDD	18	11	1.5	pg/g
Total TCDF	3.0	1.1	0.28	pg/g
1,2,3,7,8-PeCDF	0.66	J B	0.43	pg/g
2,3,4,7,8-PeCDF	ND	5.3	0.44	pg/g
Total PeCDF	2.7	5.3	0.44	pg/g
1,2,3,4,7,8-HxCDF	ND	5.3	0.62	pg/g
1,2,3,6,7,8-HxCDF	ND	5.3	0.55	pg/g
2,3,4,6,7,8-HxCDF	ND	5.3	0.61	pg/g
1,2,3,7,8,9-HxCDF	ND	5.3	0.67	pg/g
Total HxCDF	ND	5.3	0.67	pg/g
1,2,3,4,6,7,8-HpCDF	ND	5.3	0.78	pg/g
1,2,3,4,7,8,9-HpCDF	ND	5.3	0.83	pg/g
Total HpCDF	ND	5.3	0.83	pg/g
OCDF	ND	11	1.1	pg/g

INTERNAL STANDARDS	PERCENT RECOVERY	RECOVERY LIMITS
13C-2,3,7,8-TCDD	78	40 - 135
13C-1,2,3,7,8-PeCDD	75	40 - 135
13C-1,2,3,6,7,8-HxCDD	87	40 - 135
13C-1,2,3,4,6,7,8-HpCDD	72	40 - 135
13C-OCDD	61	40 - 135
13C-2,3,7,8-TCDF	84	40 - 135
13C-1,2,3,7,8-PeCDF	84	40 - 135
13C-1,2,3,4,7,8-HxCDF	92	40 - 135
13C-1,2,3,4,6,7,8-HpCDF	71	40 - 135

1291

[Redacted]

[Redacted]

b6

b6

NCA Labs Korea Co, Ltd.

Sample ID: B09-200-S1

Trace Level Organic Compounds

SW846 8290

Lot - Sample #....: G9I240378 - 013
Date Sampled....: 09/21/09
Prep Date....: 10/13/09
Prep Batch #: 9286433
Initial Wgt/Vol : 10.07 g

Work Order #....: LLF3H1AQ
Date Received....: 09/25/09
Analysis Date....: 11/03/09
Instrument ID....: ID5
Analyst ID....: Sonia Ouni

Matrix....: SOLID
Dilution Factor: 0.99
Percent Moisture: 5.4

QUALIFIERS

Results and reporting limits have been adjusted for dry weight.

- B Method blank contamination. The associated method blank contains the target analyte at a reportable level.
- J Estimated Result.

NCA Labs Korea Co, Ltd.

Sample ID: B09-200-S1

Trace Level Organic Compounds

SW846 8290

Lot - Sample #....:	G9I240378 - 013	Work Order #....:	LLF3H2AQ	Matrix....:	SOLID
Date Sampled....:	09/21/09	Date Received....:	09/25/09	Dilution Factor:	0.95
Prep Date....:	10/21/09	Analysis Date....:	10/29/09	Percent Moisture:	5.4
Prep Batch #:	9294334	Instrument ID....:	3D5		
Initial Wgt/Vol :	10.44 g	Analyst ID....:	Sonia Oumi		

PARAMETER	RESULT		REPORTING LIMIT	ESTIMATED DETECTION LIMIT	UNITS
2,3,7,8-TCDD	ND		1.0	0.031	pg/g
Total TCDD	ND		1.0	0.041	pg/g
1,2,3,7,8-PeCDD	ND		5.1	0.070	pg/g
Total PeCDD	ND		5.1	0.070	pg/g
1,2,3,4,7,8-HxCDD	ND		5.1	0.052	pg/g
1,2,3,6,7,8-HxCDD	ND		5.1	0.042	pg/g
1,2,3,7,8,9-HxCDD	ND		5.1	0.044	pg/g
Total HxCDD	0.052		5.1	0.046	pg/g
1,2,3,4,6,7,8-HpCDD	0.35	J B	5.1	0.054	pg/g
Total HpCDD	0.87		5.1	0.054	pg/g
OCDD	9.3	J B	10	0.081	pg/g
2,3,7,8-TCDF	0.17	J Q B	1.0	0.038	pg/g
Total TCDF	0.38		1.0	0.038	pg/g
1,2,3,7,8-PeCDF	ND		5.1	0.053	pg/g
2,3,4,7,8-PeCDF	ND		5.1	0.055	pg/g
Total PeCDF	0.094		5.1	0.054	pg/g
1,2,3,4,7,8-HxCDF	0.15	J Q	5.1	0.041	pg/g
1,2,3,6,7,8-HxCDF	0.099	J	5.1	0.036	pg/g
2,3,4,6,7,8-HxCDF	ND		5.1	0.039	pg/g
1,2,3,7,8,9-HxCDF	ND		5.1	0.044	pg/g
Total HxCDF	0.33		5.1	0.040	pg/g
1,2,3,4,6,7,8-HpCDF	0.25	J Q	5.1	0.026	pg/g
1,2,3,4,7,8,9-HpCDF	0.059	J Q	5.1	0.031	pg/g
Total HpCDF	0.40		5.1	0.028	pg/g
OCDF	0.38	J B	10	0.043	pg/g

1293

[REDACTED]

11/20/2009

b6

[REDACTED]

b6

NCA Labs Korea Co, Ltd.
 Sample ID: B09-200-S1
 Trace Level Organic Compounds
 SW846 8290

Lot - Sample #....:	G9I240378 - 013	Work Order #....:	LLF3H2AQ	Matrix....:	SOLID
Date Sampled....:	09/21/09	Date Received....:	09/25/09	Dilution Factor:	0.95
Prep Date....:	10/21/09	Analysis Date....:	10/29/09	Percent Moisture:	5.4
Prep Batch #:	9294334	Instrument ID....:	3D5		
Initial Wgt/Vol :	10.44 g	Analyst ID....:	Sonia Ouni		

<u>INTERNAL STANDARDS</u>	<u>PERCENT RECOVERY</u>	<u>RECOVERY LIMITS</u>
13C-2,3,7,8-TCDD	79	40 - 135
13C-1,2,3,7,8-PeCDD	72	40 - 135
13C-1,2,3,6,7,8-HxCDD	91	40 - 135
13C-1,2,3,4,6,7,8-HpCDD	76	40 - 135
13C-OCDD	67	40 - 135
13C-2,3,7,8-TCDF	68	40 - 135
13C-1,2,3,7,8-PeCDF	65	40 - 135
13C-1,2,3,4,7,8-HxCDF	78	40 - 135
13C-1,2,3,4,6,7,8-HpCDF	73	40 - 135

QUALIFIERS

Results and reporting limits have been adjusted for dry weight

- B Method blank contamination The associated method blank contains the target analyte at a reportable level.
- J Estimated Result
- Q Estimated maximum possible concentration (EMPC).

NCA Labs Korea Co, Ltd.

Sample ID: B09-200-S1

Trace Level Organic Compounds

SW846 8290

Lot - Sample #....: G9I240378 - 013
Date Sampled....: 09/21/09
Prep Date....: 10/13/09
Prep Batch #: 9286433
Initial Wgt/Vol : 10.07 g

Work Order #....: LLF3H3AQ
Date Received....: 09/25/09
Analysis Date....: 11/02/09
Instrument ID....: 5D2
Analyst ID....: Sonia Ouni

Matrix....: SOLID
Dilution Factor: 0.99
Percent Moisture: 5.4

<u>PARAMETER</u>	<u>RESULT</u>	<u>REPORTING LIMIT</u>	<u>ESTIMATED DETECTION LIMIT</u>	<u>UNITS</u>
2,3,7,8-TCDF	1.0 J B	1.1	0.24	pg/g

<u>INTERNAL STANDARDS</u>	<u>PERCENT RECOVERY</u>	<u>RECOVERY LIMITS</u>
13C-2,3,7,8-TCDF	84	40 - 135

QUALIFIERS

Results and reporting limits have been adjusted for dry weight.

- B Method blank contamination The associated method blank contains the target analyte at a reportable level.
- J Estimated Result.

NCA Labs Korea Co, Ltd.
 Sample ID: B09-200-S2
 Trace Level Organic Compounds
 SW846 8290

Lot - Sample #....: G91240378 - 014
 Date Sampled....: 09/21/09
 Prep Date....: 10/13/09
 Prep Batch #: 9286433
 Initial Wgt/Vol : 10.06 g

Work Order #....: LLF3J1AF
 Date Received....: 09/25/09
 Analysis Date....: 11/03/09
 Instrument ID....: 1D5
 Analyst ID....: Sonia Ouni

Matrix....: SOLID
 Dilution Factor: 0.99
 Percent Moisture: 13

PARAMETER	RESULT	REPORTING LIMIT	ESTIMATED DETECTION LIMIT	UNITS
2,3,7,8-TCDD	ND	1.1	0.43	pg/g
Total TCDD	ND	1.1	0.43	pg/g
1,2,3,7,8-PeCDD	ND	5.7	0.94	pg/g
Total PeCDD	ND	5.7	0.94	pg/g
1,2,3,4,7,8-HxCDD	ND	5.7	0.90	pg/g
1,2,3,6,7,8-HxCDD	ND	5.7	0.77	pg/g
1,2,3,7,8,9-HxCDD	ND	5.7	0.77	pg/g
Total HxCDD	ND	5.7	0.90	pg/g
1,2,3,4,6,7,8-HpCDD	ND	5.7	0.88	pg/g
Total HpCDD	2.2	5.7	0.88	pg/g
OCDD	28	11	1.6	pg/g
Total TCDF	3.3	1.1	0.29	pg/g
1,2,3,7,8-PeCDF	0.78	J Q B	0.49	pg/g
2,3,4,7,8-PeCDF	ND	5.7	0.51	pg/g
Total PeCDF	2.8	5.7	0.50	pg/g
1,2,3,4,7,8-HxCDF	ND	5.7	0.76	pg/g
1,2,3,6,7,8-HxCDF	ND	5.7	0.67	pg/g
2,3,4,6,7,8-HxCDF	ND	5.7	0.74	pg/g
1,2,3,7,8,9-HxCDF	ND	5.7	0.82	pg/g
Total HxCDF	ND	5.7	0.82	pg/g
1,2,3,4,6,7,8-HpCDF	ND	5.7	0.69	pg/g
1,2,3,4,7,8,9-HpCDF	ND	5.7	0.85	pg/g
Total HpCDF	ND	5.7	0.85	pg/g
OCDF	ND	11	1.3	pg/g

INTERNAL STANDARDS	PERCENT RECOVERY	RECOVERY LIMITS
13C-2,3,7,8-TCDD	78	40 - 135
13C-1,2,3,7,8-PeCDD	71	40 - 135
13C-1,2,3,6,7,8-HxCDD	76	40 - 135
13C-1,2,3,4,6,7,8-HpCDD	72	40 - 135
13C-OCDD	58	40 - 135
13C-2,3,7,8-TCDF	79	40 - 135
13C-1,2,3,7,8-PeCDF	78	40 - 135
13C-1,2,3,4,7,8-HxCDF	77	40 - 135
13C-1,2,3,4,6,7,8-HpCDF	76	40 - 135

1296

[Redacted]

[Redacted]

b6

b6

NCA Labs Korea Co, Ltd.

Sample ID: B09-200-S2

Trace Level Organic Compounds

SW846 8290

Lot - Sample #....:	G9I240378 - 014	Work Order #....:	LLF3J1AF	Matrix....:	SOLID
Date Sampled....:	09/21/09	Date Received....:	09/25/09	Dilution Factor:	0.99
Prep Date....:	10/13/09	Analysis Date....:	11/03/09	Percent Moisture:	13
Prep Batch #:	9286433	Instrument ID....:	1D5		
Initial Wgt/Vol :	10.06 g	Analyst ID....:	Sonia Ouni		

QUALIFIERS

Results and reporting limits have been adjusted for dry weight

- B Method blank contamination The associated method blank contains the target analyte at a reportable level.
- J Estimated Result
- Q Estimated maximum possible concentration (EMPC)

NCA Labs Korea Co, Ltd.

Sample ID: B09-200-S2

Trace Level Organic Compounds

SW846 8290

Lot - Sample #....: G91240378 - 014
 Date Sampled....: 09/21/09
 Prep Date....: 10/21/09
 Prep Batch #: 9294334
 Initial Wgt/Vol : 10.15 g

Work Order #....: LLF3J2AF
 Date Received....: 09/25/09
 Analysis Date....: 10/29/09
 Instrument ID....: 3D5
 Analyst ID....: Sonia Ouni

Matrix....: SOLID
 Dilution Factor: 0.99
 Percent Moisture: 13

PARAMETER	RESULT	REPORTING LIMIT	ESTIMATED DETECTION LIMIT	UNITS
2,3,7,8-TCDD	ND	1.1	0.034	pg/g
Total TCDD	ND	1.1	0.034	pg/g
1,2,3,7,8-PeCDD	ND	5.7	0.062	pg/g
Total PeCDD	ND	5.7	0.062	pg/g
1,2,3,4,7,8-HxCDD	ND	5.7	0.042	pg/g
1,2,3,6,7,8-HxCDD	ND	5.7	0.034	pg/g
1,2,3,7,8,9-HxCDD	0.057 J Q	5.7	0.036	pg/g
Total HxCDD	0.057	5.7	0.037	pg/g
1,2,3,4,6,7,8-HpCDD	0.37 J Q B	5.7	0.044	pg/g
Total HpCDD	1.3	5.7	0.044	pg/g
OCDD	27 B	11	0.14	pg/g
2,3,7,8-TCDF	0.13 J B	1.1	0.024	pg/g
Total TCDF	0.18	1.1	0.024	pg/g
1,2,3,7,8-PeCDF	ND	5.7	0.027	pg/g
2,3,4,7,8-PeCDF	ND	5.7	0.028	pg/g
Total PeCDF	ND	5.7	0.032	pg/g
1,2,3,4,7,8-HxCDF	ND	5.7	0.019	pg/g
1,2,3,6,7,8-HxCDF	ND	5.7	0.017	pg/g
2,3,4,6,7,8-HxCDF	ND	5.7	0.018	pg/g
1,2,3,7,8,9-HxCDF	0.024 J Q	5.7	0.020	pg/g
Total HxCDF	0.025	5.7	0.018	pg/g
1,2,3,4,6,7,8-HpCDF	0.033 J Q	5.7	0.019	pg/g
1,2,3,4,7,8,9-HpCDF	ND	5.7	0.023	pg/g
Total HpCDF	0.070	5.7	0.021	pg/g
OCDF	0.090 J B	11	0.034	pg/g

1298

[REDACTED]

11/20/2009

b6

[REDACTED]

b6

NCA Labs Korea Co, Ltd.
 Sample ID: B09-200-S2
 Trace Level Organic Compounds
 SW846 8290

Lot - Sample #....:	G9I240378 - 014	Work Order #....:	LLF3J2AF	Matrix....:	SOLID
Date Sampled....:	09/21/09	Date Received....:	09/25/09	Dilution Factor:	0.99
Prep Date....:	10/21/09	Analysis Date....:	10/29/09	Percent Moisture:	13
Prep Batch #:	9294334	Instrument ID....:	3D5		
Initial Wgt/Vol :	10.15 g	Analyst ID....:	Sonia Ouni		

<u>INTERNAL STANDARDS</u>	<u>PERCENT RECOVERY</u>	<u>RECOVERY LIMITS</u>
13C-2,3,7,8-TCDD	93	40 - 135
13C-1,2,3,7,8-PeCDD	86	40 - 135
13C-1,2,3,6,7,8-HxCDD	104	40 - 135
13C-1,2,3,4,6,7,8-HpCDD	93	40 - 135
13C-OCDD	80	40 - 135
13C-2,3,7,8-TCDF	80	40 - 135
13C-1,2,3,7,8-PeCDF	80	40 - 135
13C-1,2,3,4,7,8-HxCDF	95	40 - 135
13C-1,2,3,4,6,7,8-HpCDF	87	40 - 135

QUALIFIERS

Results and reporting limits have been adjusted for dry weight

- B Method blank contamination. The associated method blank contains the target analyte at a reportable level.
- J Estimated Result.
- Q Estimated maximum possible concentration (EMPC).

NCA Labs Korea Co, Ltd.
 Sample ID: B09-200-S2
 Trace Level Organic Compounds
 SW846 8290

Lot - Sample #....:	G9I240378 - 014	Work Order #....:	LLF3J3AF	Matrix....:	SOLID
Date Sampled....:	09/21/09	Date Received....:	09/25/09	Dilution Factor:	0.99
Prep Date....:	10/13/09	Analysis Date....:	11/03/09	Percent Moisture:	13
Prep Batch #:	9286433	Instrument ID....:	5D2		
Initial Wgt/Vol :	10.06 g	Analyst ID....:	Sonia Ouni		

<u>PARAMETER</u>	<u>RESULT</u>	<u>REPORTING LIMIT</u>	<u>ESTIMATED DETECTION LIMIT</u>	<u>UNITS</u>
2,3,7,8-TCDF	1.4 B	1.1	0.30	pg/g

<u>INTERNAL STANDARDS</u>	<u>PERCENT RECOVERY</u>	<u>RECOVERY LIMITS</u>
13C-2,3,7,8-TCDF	79	40 - 135

QUALIFIERS

Results and reporting limits have been adjusted for dry weight.

B Method blank contamination The associated method blank contains the target analyte at a reportable level.