



Uploaded to the VFC Website

▶▶▶ February 2014 ◀◀◀

This Document has been provided to you courtesy of Veterans-For-Change!

Feel free to pass to any veteran who might be able to use this information!

For thousands more files like this and hundreds of links to useful information, and hundreds of "Frequently Asked Questions, please go to:

[Veterans-For-Change](http://www.veteransforchange.org)

*Veterans-For-Change is a A 501(c)(3) Non-Profit Organization
Tax ID #27-3820181
CA Incorporation ID #3340400
CA Dept. of Charities ID #: CT-0190794*

If Veterans don't help Veterans, who will?

We appreciate all donations to continue to provide information and services to Veterans and their families.

https://www.paypal.com/cgi-bin/webscr?cmd=_s-xclick&hosted_button_id=WGT2M5UTB9A78

Note:

VFC is not liable for source information in this document, it is merely provided as a courtesy to our members & subscribers.



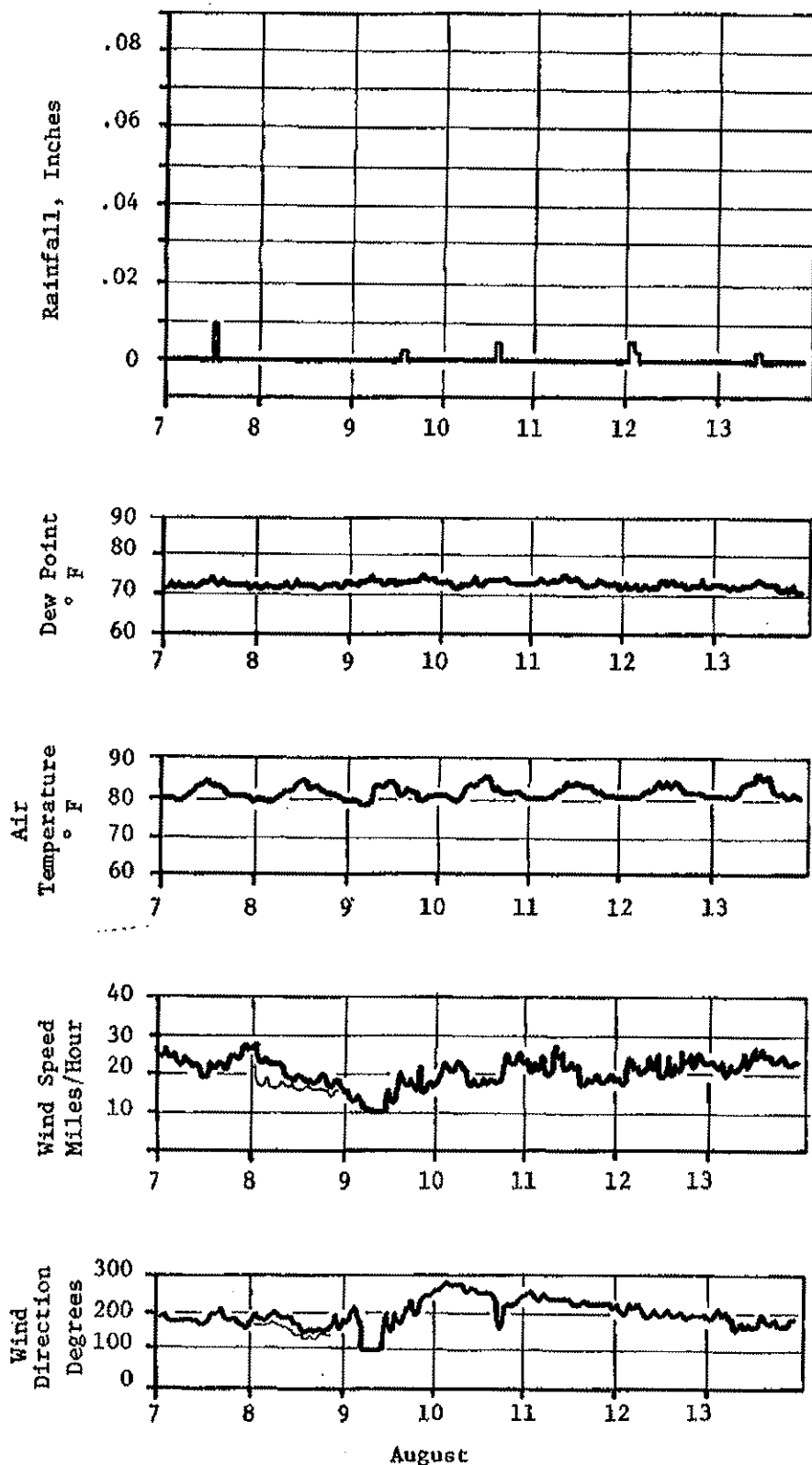


FIGURE 1. (Continued) 2301

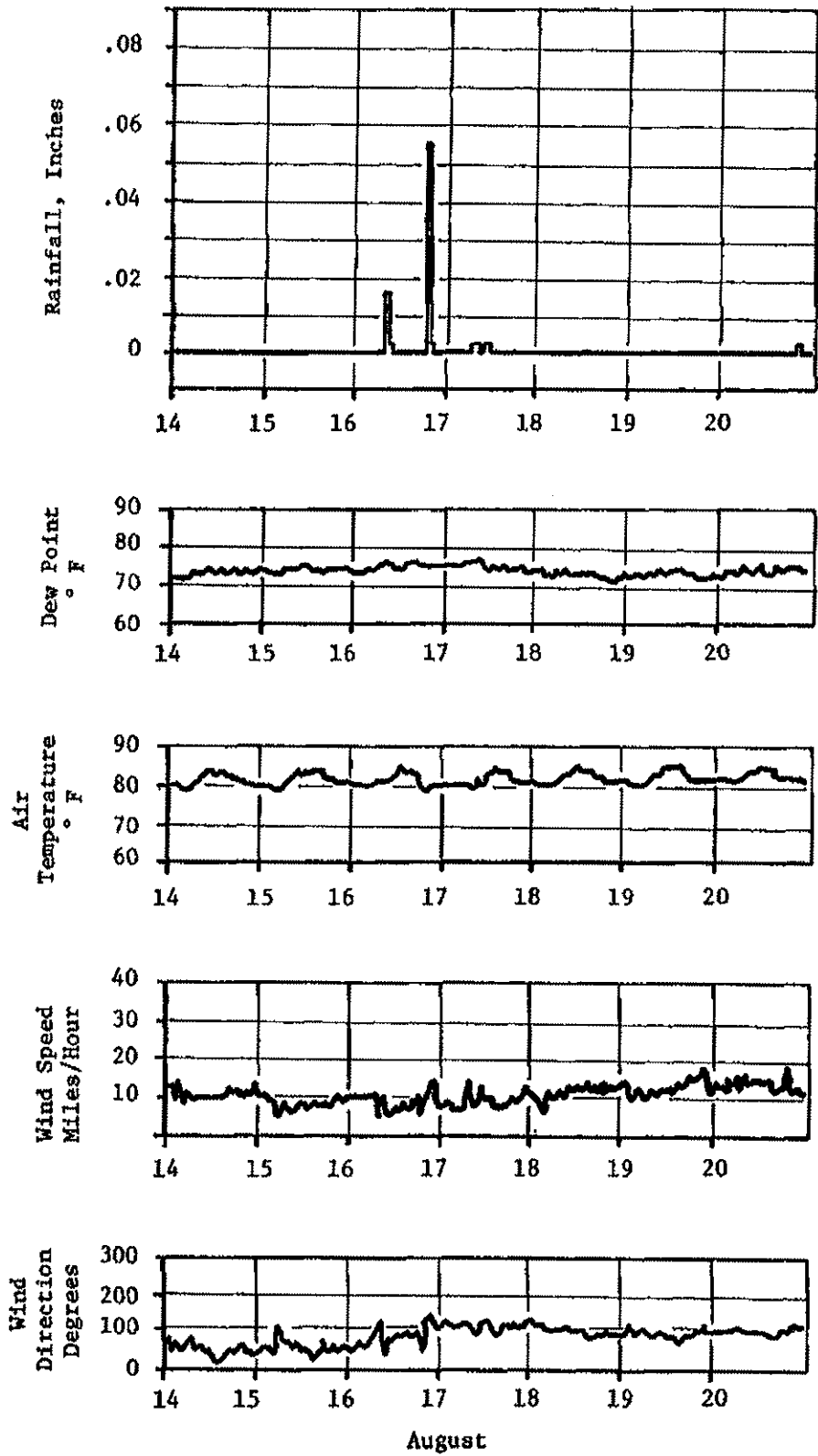


FIGURE 1. (Continued)

2302

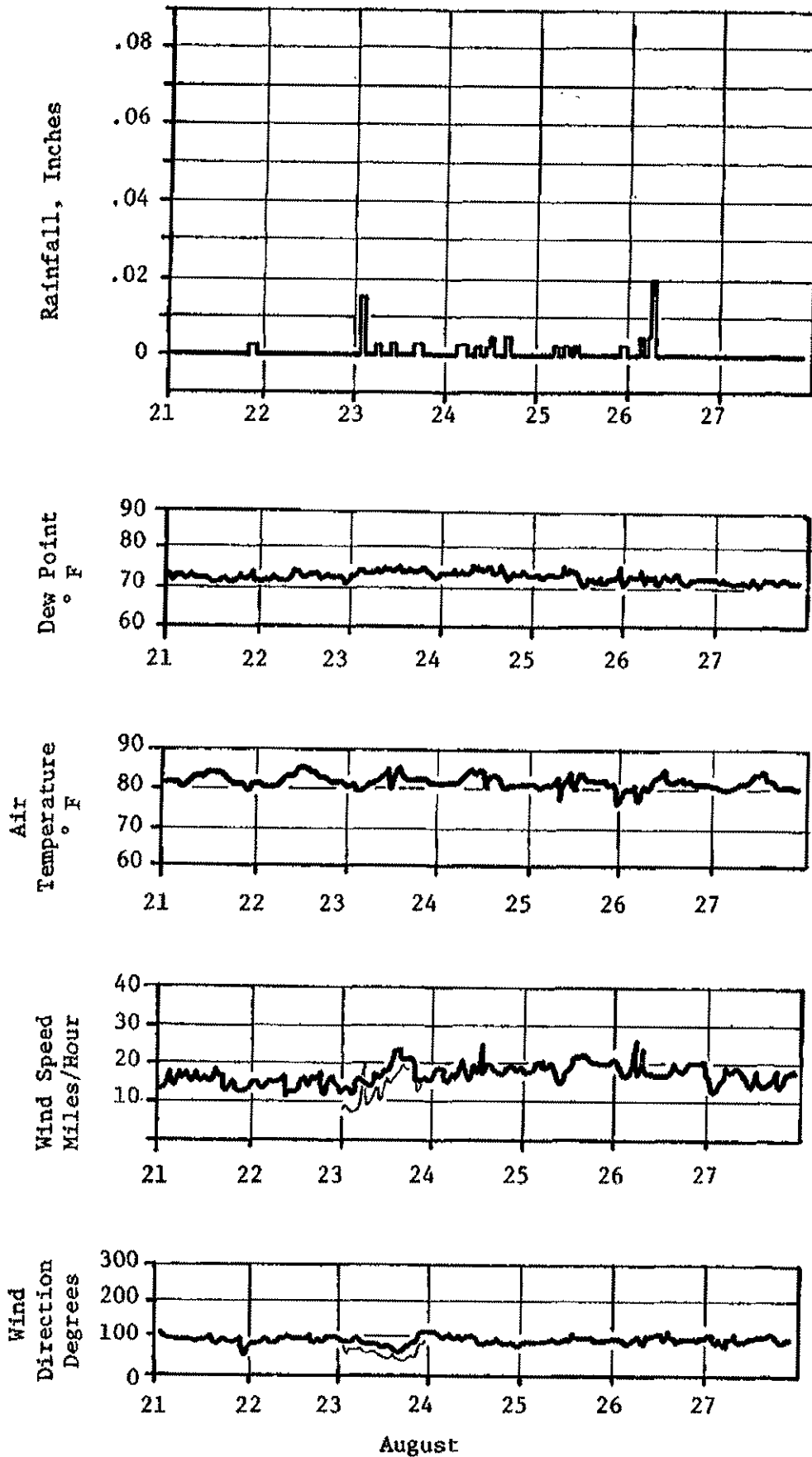


FIGURE 1. (Continued)

2303

4. WATER

Water, sewage, and sediment samples were taken by Battelle before, during, and after operations. Many of the collected samples were analyzed by Battelle on the island for 2,4-D and 2,4,5-T. The remainder were shipped to various laboratories for different analyses and archiving.

Tables 6 through 12 are the detailed results of monitoring of offshore, the waste outfall, the saltwater intake, the wharf, sediments, drinking water, and raw sewage.

Table 13 presents the historical HO concentrations of Johnston Island, while Table 14 details the tides during July and August, 1977.

5. BIOTA

An extensive survey has been made by the Smithsonian Institute on the flora and fauna of Johnston Atoll. Their published results are replicated below, in Tables 15 through 25 and Figures 2 through 7.

6. ANALYSIS

The analytical efforts on Johnston Island included recovery studies for water and wipe samples. These are presented in Tables 26 and 27, respectively.

The equipment used on Johnston Island constituted an extensive list. Battelle has identified both the quantities supplied and quantities needed in Table 28. The chemicals used are documented in Table 29.

Actual lab results for each sample are presented following Table 29.

2304

TABLE 6. WATER SAMPLES OFFSHORE (WD)

	Date	Time	Depth & Time	DO, ppm	Temp., °C	Comments	Methyl Esters 2,4-D ppb	Methyl Esters 2,4,5-T ppb	Detection Limit, (units)
Grab Baseline Dedrum Area	7-24	1500	5 meters 1430	7.4	26	Single Sample Trace \leq 0.2 ppb	ND	Trace	0.1 ppb
Grab Operational Dedrum Facility	8-5	1400	2 meters 1345 8 meters	5.9	29	Single Sample	ND	ND	0.1 ppb
Grab Operational Dedrum	8-22	0800	--	--	--	Single Sample	ND	Trace	0.1 ppb
Grab Post Operational	8-24	0800	--	--	--	Single Sample	ND	Trace	0.1 ppb

2305

TABLE 7. WATER SAMPLES WASTEWATER OUTFALL (WO)

	Date	Time	Depth & Time	DO, ppm	Temp., °C	Comments	Methyl Esters 2,4-D ppb	Methyl esters 2,4,5-T ppb	Detection Limit, (units)
Grab Baseline	7-24	0900	7 meters 930	6.2	26.5	Definite sewage odor	ND	ND	0.1 ppb
			7 meters 940						
	1300	7 meters 1340	7.2	26.0	Composited				
		7 meters 1345							
Grab Baseline	7-25	0900	4 meters 910	7.1	26	Composited	ND	ND	0.1 ppb
			4 meters 1240						
Grab Baseline	7-27	0900	6 meters 840	6.8	27	Composited	ND	ND	0.1 ppb
			6 meters 1325						
Grab Baseline	7-29	0900	5 meters 850	--	--	Could smell the sewage in our samples. D.O. meter is still giving improper readings.	ND	ND	0.1 ppb
			7 meters 1350	6.8	27				
Grab Operational	8-1	0900	8 meters 830	6.2	26.5	Composited	ND	ND	0.1 ppb
			8 meters 1315						
Grab Operational	8-3	0900	8 meters 830	7.0	22.5	Water usually clear	ND	Trace	0.1 ppb
			8 meters 1320						
Grab Operational	8-5	0900	8 meters 825	6.5	27.0	Composited	ND	ND	0.1 ppb
			8 meters 1335						

2306

	Date	Time	Depth & Time	DO, ppm	Temp., °C	Comments	Methyl Esters 2,4-D ppb	Methyl esters 2,4,5-T ppb	Detection Limit, (units)
Grab Operational	8-17	0800 1400	7 meters 945 6 meters 1330	7.1 7.3	27 28	Composited	ND	Trace	0.1 ppb
Grab Operational	8-19	0800 1400	7 meters 830 7 meters 1332	6.2 6.8	28 28	Composited	ND	ND	0.1 ppb
Grab Operational	8-22	0800 1400	6 meters 845 6 meters 1345	5.8 7.3	28 28	Composited	ND	Trace	0.1 ppb
Grab Post Operational	8-24	0800 1400	7 meters 835 7 meters 1330	6.8 6.5	27 28	Composited	ND	ND	0.1 ppb

2307

TABLE 8. WATER SAMPLES SALTWATER INTAKE (WS)

Date	Time	Depth & Time	DO, ppm	Temp., °C	Comments	Methyl Esters 2,4-D ppb	Methyl Esters 2,4,5-T ppb	Detection Limit, (units)
Grab Baseline	7-24 0800	2 meters 830	7.4	26	Composited	ND	ND	0.1 ppb
		7 meters 850	7.4	26				
	1400	8 meters 1305	7.6	25.5				
		6 meters 1310	8.0	25.5				
	1800	6 meters 1800	7.8	26.0				
		6 meters 1805	7.8	26.0				
Grab Baseline	7-25 0800	6 meters 830	7.8	25	Composited	ND	ND	0.1 ppb
		6 meters 835	7.8	26				
	1400	6 meters 1210	7.9	26				
		6 meters 1215	7.7	26				
	1800	6 meters 1800	7.6	26				
		6 meters 1805	7.6	26.5				
Grab Baseline	7-26 0800	5 meters 815	7.4	25.5	Composited	ND	ND	0.1 ppb
		5 meters 820	7.2	26				
	1400	6 meters 1305	7.3	26.0				
		6 meters 1310	7.2	27.0				
	1800	6 meters 1805	8.0	27.0				
		6 meters 1810	7.6	27.0				
Grab Baseline	7-27 0800	6 meters 810	7.9	26	Composited	ND	ND	0.1 ppb
		5 meters 815	7.7	25				
	1400	6 meters 1305	7.5	27				
		6 meters 1310	7.7	27				
	1800	5 meters 1805	8.4	27				
		5 meters 1810	7.9	26				

24

2308

TABLE 8. (Continued)

	Date	Time	Depth & Time	DO, ppm	Temp., °C	Comments	Methyl Esters 2,4-D ppb	Methyl Esters 2,4,5-T ppb	Detection Limit, (units)
Grab Operational	7-28	0800	6 meters 810	6.7	26	Composited	ND	Trace	0.1 ppb
			5 meters 815	6.6	26.0				
			5 meters 1305	6.4	27				
			5 meters 1310	6.7	27				
			5 meters 1805	6.8	27.0				
		1800	5 meters 1810	6.7	27.5				
Grab Operational	7-29	0800	5 meters 820	7.1	27	D.O. meter is not operating properly, getting extremely high temperature readings for the second sample (e.g., 40 C). Will let it dry out for 10 min. Composited	ND	ND	0.1 ppb
			5 meters 830	--	--				
			6 meters 1305	7.7	27				
			5 meters 1310	7.6	26.0				
			6 meters 1805	7.5	27				
		1800	5 meters 1810	7.5	27				
Grab Operational	7-30	0800	6 meters 805	7.8	26	Composited	0.53	0.37	0.1 ppb
			6 meters 810	7.4	26.5				
			5 meters 1320	6.8	27.0				
			6 meters 1325	6.8	25.5				
			6 meters 1810	6.8	26.0				
		1800	5 meters 1815	7.1	27.0				
Grab Operational	7-31	0800	6 meters 805	6.6	25.5	Composited	0.515	0.52	0.1 ppb
			5 meters 810	6.8	26.0				
			6 meters 1305	7.2	27				
			5 meters 1310	6.9	26.5				
			6 meters 1805	7.4	26				
		1800	5 meters 1810	7.2	26				

2309

TABLE 8. (Continued)

	Date	Time	Depth & Time	DO, ppm	Temp., °C	Comments	Methyl Esters 2,4-D ppb	Methyl Esters 2,4,5-T ppb	Detection Limit, (units)
Grab Operational	8-1	0800	6 meters 805	6.2	26	Composited	Trace	0.22	0.1 ppb
			5 meters 810	6.4	26.2				
			6 meters 1250	7.0	27.0				
			5 meters 1255	7.1	27.0				
			6 meters 1823	7.2	27				
		5 meters 1830	7.1	26.0					
Grab Operational	8-3	0800	6 meters 805	6.9	26.5	Composited	Trace	Trace	0.1 ppb
			5 meters 810	6.9	26.0				
			6 meters 1300	7.2	27.0				
			5 meters 1305	7.3	27.0				
					7.2				
		7.4	27.0						
Grab Operational	8-4	0800	6 meters 800	6.9	26.0	Composited	Trace	Trace	0.1 ppb
			5 meters 805	6.8	27.0				
			6 meters 1305	7.1	27.0				
			5 meters 1310	7.0	27.2				
					7.3				
		5 meters 1815	7.6	27					
Grab Operational	8-5	0800	6 meters 810	6.7	26.0	Composited	Trace	Trace	0.1 ppb
			5 meters 815	6.4	26.0				
			6 meters 1300	5.8	30.0				
			5 meters 1305	5.8	31.0				
					7.2				
		5 meters 1810	7.1	27					

2310

TABLE 8. (Continued)

	Date	Time	Depth & Time	DO, ppm	Temp., °C	Comments	Methyl Esters 2,4-D ppb	Methyl Esters 2,4,5-T ppb	Detection Limit, (units)
Grab Interim	8-6	0800	6 meters 855	7.7	27.0	Composited	Trace	ND	0.1 ppb
			5 meters 900	7.4	27				
	1400	6 meters 1315	6.8	27.0					
		5 meters 1320	6.5	27.0					
		6 meters 1733	6.5	27.0					
		5 meters 1738	6.5	26					
Grab Interim	8-9		6 meters 805	6.6	26.0	Composited	ND	Trace	0.1 ppb
			5 meters 810	6.8	27.0				
			6 meters 1315	6.8	28				
			5 meters 1320	6.6	28				
			6 meters 1800	7.2	27				
			5 meters 1810	7.4	28				
Grab Interim	8-12		6 meters 820	6.8	27	Composited	ND	Trace	0.1 ppb
			5 meters 825	7.0	26.8				
			6 meters 1305	7.0	27.5				
			5 meters 1310	6.9	27.5				
			6 meters 1825	7.3	22				
			5 meters 1830	7.4	22				
Grab Interim	8-16		6 meters 805	7.4	26.5	Composited	Not analyzed	Not analyzed	0.1 ppb
			6 meters 810	7.6	27				
			6 meters 1310	7.4	27				
			5 meters 1313	7.2	27.5				
				7.6	26.5				
			6 meters 1816	7.4	27				

TABLE 8. (Continued)

	Date	Time	Depth & Time	DO, ppm	Temp., °C	Comments			Detection Limit, (units)
Grab Operational	8-17		6 meters 920	7.6	26	Composited	ND	Trace	0.1 ppb
			5 meters 925	7.6	26				
			6 meters 1300	7.4	27				
			5 meters 1305	7.6	27.5				
			6 meters 1810	7.5	27				
			5 meters 1814	7.7	26				
Grab Operational	8-18		6 meters 810	7.3	26.5	Composited	ND	ND	0.1 ppb
			5 meters 814	7.5	26				
			6 meters 1305	6.8	27				
			5 meters 1308	6.8	28				
			6 meters 1755	7.1	27				
			5 meters 1800	7.0	28				
Grab Operational	8-19		6 meters 805	6.5	27.5	Composited	2.11	1.32	0.1 ppb
			5 meters 807	6.6	28				
			6 meters 1310	6.7	28.5				
			5 meters 1314	6.9	28				
			6 meters 1800	7.4	27				
			5 meters 1805	7.4	28				
Grab Operational	8-20		6 meters 806	6.3	26	Composited	1.05	0.58	0.1 ppb
			5 meters 808	6.3	27				
			6 meters 1312	6.9	26.5				
			5 meters 1316	6.5	26.0				
			6 meters 1750	6.8	28				
			5 meters 1755	6.7	27				

28

2312

TABLE 8. (Continued)

	Date	Time	Depth & Time	DO, ppm	Temp., °C	Comments			Detection Limit, (units)
Grab Operational	8-21		6 meters 810	7.0	27.5	Composited	ND	Trace	0.1 ppb
			5 meters 814	6.9	28				
			6 meters 1320	6.2	27				
			5 meters 1325	6.9	28				
			6 meters 1748	7.3	27				
			5 meters 1753	7.4	28				
Grab Operational	8-22		6 meters 815	7.0	26	Composited	ND	Trace	0.1 ppb
				6.6	26				
			6 meters 1315	7.1	27				
			5 meters 1318	7.3	27				
			6 meters 1805	7.2	27				
			5 meters 1812	7.4	28				
Grab Operational	8-23		6 meters 809	7.1	26	Composited	ND	ND	0.1 ppb
			5 meters 814	6.9	27.5				
			6 meters 1320	7.2	27				
			5 meters 1325	7.3	28				
			6 meters 1736	7.2	28				
			5 meters 1740	7.1	28				
Grab Post Operational	8-24		6 meters 810	7.3	26	Composited	ND	Trace	0.1 ppb
			5 meters 814	7.4	27				
			6 meters 1308	7.4	28				
			5 meters 1314	7.3	28				
			6 meters 1750	6.7	28				
			5 meters 1756	7.2	28				

TABLE 8. (Continued)

	Date	Time	Depth & Time	DO, ppm	Temp., °C	Comments	2,4-D(Me) ppb	2,4,5-T(Me) ppb	Detection Limit, (units)
Grab Post Operational	8-25	08	6 meters 815	6.8	26	Composited	ND	ND	0.1 ppb
			6 meters 818	6.9	27.5				
			6 meters 1317	7.2	27				
			5 meters 1319	7.2	27				
			6 meters 1740	7.1	27				
		5 meters 1745	6.9	27					
Grab Post Operational	8-26	08	6 meters 812	7.2	27	Composited	ND	ND	0.1 ppb
			5 meters 816	6.8	27				
			6 meters 1310	7.1	28				
			5 meters 1315	7.1	27				
			6 meters 1750	7.0	27				
		5 meters 1806	7.1	28					

TABLE 9. WHARF (WF)

	Date	Time	Depth & Time	DO, ppm	Temp., °C	Comments	2,4-D(Me) ppb	2,4,5-T(Me) ppb	Detection Limit, (units)	
Grab Baseline	7-24	08	8 meters 1015	7.7	25	Composited	ND	ND	0.1 ppb	
			10 meters 1020	7.0	—					
			14	8 meters 1420	7.5					26
			8 meters 1425	7.2	26					
			18	9 meters 1815	7.7					26.0
			10 meters 1820	7.6	26.0					
Grab Baseline	7-25	08	10 meters 930	7.8	26.0	Composited; Ship in for 1800 hr sample	ND	ND	0.1 ppb	
			10 meters 935	7.6	26.0					
			14	12 meters 1305	7.6					26.0
			12 meters 1310	7.6	26.0					
			18	12 meters 1815	6.4					28.0
			12 meters 1820	7.4	25.0					
Grab Baseline	7-26	08	10 meters 825	7.1	26	Composited	ND	ND	0.1 ppb	
			10 meters 830	6.6	27					
			14	10 meters 1320	7.2					27.5
			10 meters 1325	7.3	27.0					
			18	10 meters 1820	7.7					26.0
			10 meters 1815	7.5	27.0					
Grab Baseline	7-27	09	10 meters 900	7.7	26	Composited	ND	ND	0.1 ppb	
			10 meters 905	7.6	27					
			14	10 meters 1350	7.4					27
			10 meters 1355	7.0	26					
			18	11 meters 1815	6.8					32
			10 meters 1820	7.0	32					

TABLE 9. (Continued)

	Date	Time	Depth & Time	DO, ppm	Temp., °C	Comments	2,4-D(Me) ppb	2,4,5-T(Me) ppb	Detection Limit, (units)	
Grab Operational	7-28	08	12 meters 820	6.4	26.5	Very small (<1 gal) Spill previous 24 hr; spill confined to wharf Composited	ND	ND	0.1 ppb	
			10 meters 825	6.6	27.0					
			12 meters 1315	6.1	27.0					
			10 meters 1320	6.0	27.0					
			12 meters 1815	6.8	27.0					
			10 meters 1820	6.6	28.0					
Grab Operational	7-29	09	11 meters 910	--	--	Composited	ND	ND	0.1 ppb	
			10 meters 920	--	--					
			14	10 meters 1415	6.7					27
			10 meters 1420	7.1	25					
			18	11 meters 1815	7.4					27
			10 meters 1820	7.3	27					
Grab Operational	7-30	08	10 meters 815	7.2	25	Composited	0.45	0.41	0.1 ppb	
			11 meters 820	7.2	26					
			14	10 meters 1330	6.8					25.5
			11 meters 1335	7.2	25.5					
			18	10 meters 1820	6.8					26.0
			11 meters 1825	6.6	26.5					
Special Grab	7-30	11		6.3	27	Note location off stern and port side- deballasting pumps operating. Comments: ballast wastes orange with black (oily?) trailings; no sheen visible on surface. Looked like rust and bunker oil? Not visible at bow of ship during 1800 hr sampling. Composited	47.57	54.14	0.1 ppb	

TABLE 9. (Continued)

	Date	Time	Depth & Time	DO, ppm	Temp., °C	Comments	2,4-D(Me) ppb	2,4,5-T(Me) ppb	Detection Limit, (units)
Grab Operational	7-31	08	11 meters 815	6.5	26	Composited	Trace	Trace	0.1 ppb
			10 meters 820	6.4	26				
			11 meters 1315	6.8	26				
			10 meters 1320	6.6	26				
			11 meters 1815	7.0	26.2				
		18	10 meters 1820	7.0	26.0				
Grab Operational	8-1	09	11 meters 850	6.0	28.0	Composited	Trace	0.24	0.1 ppb
			10 meters 855	5.8	28.0				
			11 meters 1340	6.8	27.0				
			10 meters 1345	6.6	27.0				
			11 meters	No data--meter					
		18	10 meters	not operational					
Grab Operational	8-3	09	11 meters 855	7.0	25.7		ND	Trace	0.1 ppb
			10 meters 900	6.4	27.0				
				6.6	27.5				
				6.6	27.0				
		18		7.1	27.5				
Grab Operational	8-4	08	11 meters 810	6.9	27.0	Small oil spill (10 gal?) at small boat dock. Slick breaking up at 1600 hr; sheen visible over several hundred sq ft; very low winds & enclosed condition will probably allow evaporation. Fish seem unaffect. Composited	Trace	Trace	0.1 ppb
			10 meters 815	6.8	27.0				
			11 meters 1315	6.7	27.0				
			10 meters 1320	6.6	27.0				
			11 meters 1820	6.8	28.0				
		18	10 meters 1823	6.6	28.0				

TABLE 9. (Continued)

	Date	Time	Depth & Time	DO, ppm	Temp., °C	Comments	2,4-D(Me) ppb	2,4,5-T(Me) ppb	Detection Limit, (units)
Grab Operational	8-5	09	11 meters 850	6.6	27.5	Temperature probe not functioning at 1800 hr sampling. Composited	Trace	Trace	0.1 ppb
			10 meters 855	7.6	24.0				
			11 meters 1350	6.0	29.0				
			10 meters 1355	6.0	29.0				
			11 meters 1815	6.4	--				
			10 meters 1820	6.2	--				
Grab Interim	8-6	08	11 meters 905	6.6	27.0	Composited	0.38	0.36	0.1 ppb
			10 meters 910	6.5	27.0				
			11 meters 1323	6.5	27.5				
			10 meters 1328	6.5	27.5				
			11 meters 1740	6.4	27.0				
			10 meters 1745	6.3	27.6				
Grab Interim	8-9	08	11 meters 810	6.6	27.0	Composited	Trace	0.28	0.1 ppb
			10 meters 815	6.4	27.2				
			11 meters 1330	6.5	28				
			10 meters 1335	6.4	28.0				
			11 meters 1813	7.1	27.5				
			10 meters 1820	7.2	28				
Grab Interim	8-12	08	11 meters 830	7.0	26.0	Composited	ND	Trace	0.1 ppb
			10 meters 835	6.9	26.0				
			11 meters 1315	6.6	27.5				
			10 meters 1320	6.5	27.5				
			11 meters 1835	7.1	21				
			10 meters 1838	7.2	22				

TABLE 9. (Continued)

	Date	Time	Depth & Time	DO, ppm	Temp., °C	Comments	2,4-D(Me) ppb	2,4,5-T(Me) ppb	Detection Limit, (units)
Grab Interim	8-16	08	11 meters 812	7.6	26	Composited	Not analyzed	Not analyzed	0.1 ppb
			10 meters 816	7.3	26				
			11 meters 1315	7.2	26				
			10 meters 1320	7.1	27.5				
			10 meters 1830	7.2	27				
			11 meters 1835	7.2	27				
Grab Operational	8-17	08	10 meters 1015	7.5	28	Composited	ND	Trace	0.1 ppb
			10 meters 1018	7.1	28				
			11 meters 1400	7.1	28				
			10 meters 1405	7.0	28				
			11 meters 1820	7.4	27				
			10 meters 1825	7.7	27				
Grab Operational	8-18	08	10 meters 818	7.3	26.0	Meter not operating properly due to moisture: no data for 1800 hours. Composited	ND	ND	0.1 ppb
			11 meters 822	7.3	27				
			11 meters 1314	6.4	28				
			10 meters 1317	6.4	28				
			11 meters 1805	--	--				
			10 meters 1808	--	--				
Grab Operational	8-19	08	10 meters 905	6.4	28	Composited	0.33	0.25	0.1 ppb
			11 meters 910	6.2	28				
			11 meters 1356	6.4	28				
			10 meters 1358	6.6	27				
				7.2	27				
Special Grab, Ballast	10		1000			Taken approximately 10 ft from discharge point.	4698.1	3418.5	0.1 ppb

TABLE 9. (Continued)

	Date	Time	Depth & Time	DO, ppm	Temp., °C	Comments	2,4-D(Me) ppb	2,4,5-T(Me) ppb	Detection Limit, (units)	
Grab Operational	8-20	08	11 meters 814	6.7	26.5	No temperature data for 1800 hr due to wet meter. Composited	1.02	0.88	0.1 ppb	
			10 meters 817	6.6	27					
			11 meters 1321	7.1	26.0					
			10 meters 1325	6.9	27.5					
			11 meters 1805	6.5						
			10 meters 1810	6.8						
Grab Operational	8-21	08	11 meters 820	6.9	28	Composited	0.28	0.47	0.1 ppb	
			10 meters 825	6.4	28					
			11 meters 1335	6.4	28					
			10 meters 1340	6.6	28					
			11 meters 1807	6.9	28					
			10 meters 1809	6.9	28.5					
Grab Operational	8-22	08	11 meters 910	6.9	27					
			10 meters 914	7.0	27					
			14	10 meters 1412	6.3					28.5
				11 meters 1417	6.2					28
			18	11 meters 1820	6.8					28
			10 meters 1826	6.5	28					
Grab Operational	8-23	08	10 meters 820	6.9	27	Composited	ND	Trace	0.1 ppb	
			11 meters 823	6.8	28					
			14	11 meters 1331	7.1					28
				10 meters 1335	7.3					28
			18	11 meters 1748	6.7					28
			10 meters 1753	7.1	28					

TABLE 9. (Continued)

	Date	Time	Depth & Time	DO, ppm	Temp., °C	Comments	2,4-D(Me) ppb	2,4,5-T(Me) ppb	Detection Limit, (units)	
Grab Post Operational	8-24	08	10 meters 905	6.9	27	Composited	ND	Trace	0.1 ppb	
			11 meters 909	7.0	27					
			14	10 meters 1400	6.8					28
			11 meters 1405	6.8	28.5					
			18	10 meters 1808	7.2					28
			11 meters 1814	6.4	28					
Grab Post Operational	8-25	08	11 meters 823	6.8	27	Composited	ND	ND	0.1 ppb	
			10 meters 826	6.8	27					
			14	11 meters 1328	7.1					28
			10 meters 1332	7.1	28					
			18	11 meters 1756	7.1					26
			10 meters 1800	6.9	27					
Grab Post Operational	8-26	08	11 meters 822	6.8	27	Composited	ND	ND	0.1 ppb	
			10 meters 826	6.6	28					
			14	11 meters 1318	6.7					28
			10 meters 1323	7.0	28					
			18	11 meters 1814	7.0					28
			10 meters 1820	6.9	28					

2321

TABLE 10. SEDIMENTS (S)

	Date	Time	Comments	Methyl Esters	Methyl Esters	Detection Limit, (units)
				2,4-D ppb	2,4,5-T ppb	
Baseline						
S1	7-25	1100	Directly off wharf pump area Approximately 1-15 ft out Light west to east Deep current East to west surface current	Shipped to OEHL Kelly AFB for analysis		
S2	7-25	1100	Off wharf, west end 10-15 ft out South to north deep current			
Interim						
S1	8-10	1400	As above	As above		
S2	8-10	1400	"	"		
Post Operational						
S1	8-26	1400	"	"		
S2	8-26	1400	"	"		

2322

TABLE 11. POTABLE WATER (P1 OR P2)

	Date	Time	Interval	Volume	Start Time	Stop Time	Start (ppm) DO	Start (°C) Temp.	Stop (ppm) DO	Stop (°C) Temp.	Comments	2,4-D(Me) ppb	2,4,5-T(Me) ppb	Detection Limit
Archived (P1)	7-29	00												
Composite Operational (P1) (Composite)	7-30	00	30 min	180 ml	1517	1450	5.6	31.5	5.6	31.5	Composited	ND	Trace	0.1 ppb
Grab-Operational (Grab) (P2)	7-29	15			1500						Single Sample		Not Analyzed	
Grab Operational (Grab) (P2)	7-30	15									Single Sample		Not Analyzed	
Composite Operational (P1)	7-31	15	30 min	180 ml	1500	1517	5.6	31.5	5.6	33	Composited	ND	Trace	0.1 ppb
Archived (P1)	7-30	00					5.6	31.5			Single Sample			
Grab Operational (Grab) (P2)	7-31	15					5.6	33			Single Sample		Not Analyzed	
Composite Operational (P1)	8-1	15	30 min	180 ml	1517	1445	5.6	33	5.6	34	Composited	ND	Trace	0.1 ppb
Composite Operational (P1)	8-2	00	30 min	180 ml	1455	1429	5.6	34	5.0	34	Composited	ND	ND	0.1 ppb
Grab Operational (P2)	8-1	15					5.6	34			Single Sample	ND	ND	0.1 ppb
Composite Operational (P1)	8-3	00	30 min	180 ml	1450	1505	5.0	34	5.1	32.5	Composited	ND	Trace	0.1 ppb

2323

TABLE 11. (Continued)

	Date	Time	Interval	Volume	Start Time	Stop Time	Start (ppm) DO	Start (°C) Temp.	Stop (ppm) DO	Stop (°C) Temp.	Comments	2,4-D(Me) ppb	2,4,5-T(Me) ppb	Detection Limit
Composite Operational (PI)	8-4	00	30 min	180 ml	1510	1447	5.1	32.5	5.1	33	Composited	ND	Trace	0.1 ppb
Composite Operational (PI)	8-5	00	30 min	180 ml	1500	1445			5.1	34	Composited	ND	ND	0.1 ppb
Composite Operational (PI)	8-6	00	30 min	180 ml	1500	1430	5.1	34	4.8	33	Composited; dedrumming completed at 2100 hours; 8-5 ship left port at 0830	ND	ND	0.1 ppb
Composite Interim (PI)	8-9	00	30 min	180 ml	1430	1400	7.1	35	5.6	34	Drained container before sampling; composited	ND	Trace	0.1 ppb
Archived (PI)	8-9	00									Single Sample			
Composite Interim (PI)	8-12	00	30 min	180 ml	1430	1415	5.0	31.5	4.1	30.5	Composited	ND	ND	0.1 ppb
Archived (PI)	8-12	00									Composited			
Composite Interim (PI)	8-16	00	30 min	180 ml	1435	1410	5.6	35	5.6	35	Composited	Not Analyzed	Not Analyzed	0.1 ppb
Composite Operational (PI)	8-17	00	30 min	180 ml	1420	1430	5.6	35	6.1	34	Composited	ND	Trace	
Composite Operational (PI)	8-18	00	30 min	180 ml	1440	1445	6.1	34	5.4	35	Composited	ND	Trace	0.1 ppb

2324

TABLE 11. (Continued)

	Date	Time	Interval	Volume	Start Time	Stop Time	Start (ppm) DO	Start (°C) Temp.	Stop (ppm) DO	Stop (°C) Temp.	Comments	2,4-D(Me) ppb	2,4,5-T(Me) ppb	Detection Limit
Composite Operational (P1)	8-19	00	30 min	180 ml	1500		5.4	35	5.5	34.5	Composited	ND	Trace	0.1 ppb
Composite Operational (P1)	8-20	00	30 min	180 ml	1455	1440	5.5	34.5	5.4	33	Composited	ND	Trace	0.1 ppb
Composite Operational (P1)	8-21	00	30 min	180 ml	1448	1425	5.4	33	5.6	34	Composited	ND	Trace	0.1 ppb
Composite Operational (P1)	8-22	00	30 min	180 ml	1435	1440	5.6	34	5.2	34	Composited	ND	Trace	0.1 ppb
Composite Operational (P1)	8-23	00	30 min	180 ml	1452	1432	5.2	34	4.9	34	Composited	ND	Trace	0.1 ppb
Composite Post-Operational (P1)	8-24	00	30 min	180 ml	1440	1435	4.9	34	5.2	33	Composited	ND	ND	0.1 ppb
Archived (P1)	8-24	00									Composited	--	--	
Composite Post-Operational (P1)	8-25	00	30 min	180 ml	1445	1430	5.2	33	5.3	32	Composited	ND	ND	0.1 ppb
Archived (P1)	8-25	00									Composited			
Composite Post-Operational (P1)	8-26	00	30 min	180 ml	1440	1510	5.3	32	5.4	31	Composited	ND	ND	0.1 ppb
Archived (P1)	8-26	00									Composited	--	--	

41

2325

TABLE 12. SEWAGE (SE)

	Date	Time	Interval	Volume	Start Time	Stop Time	Start (ppm) DO	Start (°C) Temp.	Stop (ppm) DO	Stop (°C) Temp.	Comments	2,4-D(Me) ppb	2,4,5-T(Me) ppb	Detection Limit
Composite Baseline (SE 1) Composite Volumes a.m. 59% (11 a.m.-11 p.m.) p.m. 41% (11 p.m.-11 a.m.)	7-26	00	30 min	150 ml	1050	1040	0.9	31	1.2	34	Sampler took three small samples (3,4,5); ice OX (at 1530); increased volume (1930); some a.m. bottles low; proportioned composite	ND	ND	0.1 ppb
Grab-Baseline (Back-up) (SE 2)	7-25	10			1100		0.9	31			Single Sample		Not Analyzed	
Grab-Baseline (Back-up) (SE 2)	7-26	12			1230		1.2	34			Single Sample		Not Analyzed	
Composite Operational (SE 1)	7-28	00	30 min	180 ml	1040	1110	1.2	34	0.6	33	Composited	8.93	13.09	0.1 ppb
Grab-Baseline (Back-up) (SE 2)	7-27	1040									Single Sample		Not Analyzed	
Composite Operational (SE 1)	7-30	00	30 min	180 ml	1155	1245	1.4	33	1.1	35	Could not enter had Hot area at 1100 hrs; composited	20.65	19.01	0.1 ppb
Composite Operational (SE 2)	7-28	11			1150		0.6	33			Single Sample		Not Analyzed	
Grab Operational (Grab) (SE 2)	7-29	12			1158		1.4	33			Single Sample; Note: no loading 1800 hours on 7-29 to 1900 hours on 7-30	22.81	27.23	0.1 ppb

42

2326

TABLE 12. (Continued)

	Date	Time	Interval	Volume	Start Time	Stop Time	Start (ppm) DO	Start (°C) Temp.	Stop (ppm) DO	Stop (°C) Temp.	Comments	2,4-D(Me) ppb	2,4,5-T(Me) ppb	Detection Limit
Grab Operational (Grab) (SE 2)	7-30	12			1230		1.1	35			Single Sample		Not Analyzed	
Composite Operational (SE 1)	8-2	00	30 min	120 ml	1057	1305	1.0	33	0.7	35	Composited	12.39	11.77	0.1 ppb
Composite Operational (SE 1)	8-4	00	30 min	120 ml	1045	1105	0.7	32	0.4	35.5	Composited	46.60	47.16	0.1 ppb
Composite Operational (SE 1)	8-6	00	30 min	120 ml	1105	1045	1.0	32.0	0.7	35	Composited	65.63	72.15	0.1 ppb
Composite Interim (SE 1)	8-9	00	30 min	120 ml	945	940	1.4	32	0.8	35	Composited	20.35	21.76	0.1 ppb
Composite Interim (SE 1)	8-12	00	30 min	120 ml	935	910	0.2	33	0.4	33	Composited	12.26	13.59	0.1 ppb
Composite Interim	8-16	00	30 min	120 ml	1005	1015	0.8	31	3.1	33	Composited	Not Analyzed	Not Analyzed	0.1 ppb
Composite Operational	8-18	00	30 min	180 ml	1515	1520	1.2	34	0.4	35	Composited	53.17	55.89	0.1 ppb
Composite Operational	8-20	00	30 min	180 ml	945	1005	2.1	35	0.9	34	Composited	28.95	16.32	0.1 ppb
Composite Operational	8-23	00	30 min	180 ml	940	1010	0.4	34	1.1	33	Composited	29.60	29.16	0.1 ppb

43

2327

TABLE 12. (Continued)

	Date	Time	Interval	Volume	Start Time	Stop Time	Start (ppm) DO	Start (°C) Temp.	Stop (ppm) DO	Stop (°C) Temp.	Comments	2,4-D(Me) ppb	2,4,5-T(Me) ppb	Detection Limit
Composite Post-Operational	8-25	00	30 min	180 ml	1000	1000	1.1	34.5	0.4	34	Composited	3.88	2.83	0.1 ppb
Composite Post-Operational	8-26	00	30 min	180 ml	1015	1035	0.4	34	0.8	33	Composited	1.42	0.89	0.1 ppb

2328

TABLE 13. ORANGE HERBICIDE CONCENTRATIONS IN WATER AT VARIOUS LOCATIONS
AROUND JOHNSTON ISLAND (1973-1977) (a)

Location ^(b)	No. Samples	No. Positive		No. Trace		No. Not Detected		Average		Positive Average		Maximum	
		2,4-D	2,4,5-T	2,4-D	2,4,5-T	2,4-D	2,4,5-T	ng/l (ppt)		2,4-D	2,4,5-T	2,4-D	2,4,5-T
								2,4-D	2,4,5-T	2,4-D	2,4,5-T	2,4-D	2,4,5-T
Control ^(c)	75	2	1	2	3	71	71	8.01	1.07	301	80	541	80
Wharf (WF)	52	3	2	3	1	46	49	18.10	8.25	314	215	544	293
Southside (WO)	22	1	2	3	1	18	19	1.50	2.23	33	24	33	34
Shoreline Herb. area (WD)	76	25	28	12	12	38	36	129	67	393	182	2980	581
Saltwater intake (WS)	74	3	4	3	6	67	64	39	12	952	227	2310	650
Distillation plant (Pl)	75	0	0	8	11	66	64	0	0	---	---	--	--
0.5 MG reservoir	24	4	7	2	2	18	15	24	84	143	288	179	288
0.2 MG reservoir	19	2	1	1	1	15	16	18	1.6	170	30	240	30

(a) Analyzed by OERL Kelly AFB, TX.

(b) Nearest Pacer HO sampling site indicated in parenthesis

(c) Offshore area near the golf course.

2329

TABLE 14. TIDE AT JOHNSTON ISLAND, JULY, 1977

Times Corrected for Johnston Island			
7 L 0451 -0.1	15 L 0011 0.2	22 L 0358 -0.1	30 L 0029 0.0
th H 1155 1.7	F H 0451 1.3	F H 1055 1.9	SA H 0525 1.5
L 1710 0.2	L 1013 -0.1	L 1626 0.6	L 1051 0.0
H 2232 1.7	H 1736 2.7	H 2156 1.8	H 1759 2.8
8 L 0539 -0.1	16 L 0043 0.1	23 L 0443 -0.1	31 L 0052 0.0
F H 1304 1.9	SA H 0531 1.3	SA H 1211 2.1	SU H 0618 1.6
L 1902 0.7	L 1048 -0.1	L 1820 0.7	L 1139 -0.1
H 2324 1.5	H 1808 2.7	H 2252 1.6	H 1838 2.7
9 L 0617 -0.1	17 L 0113 0.1	24 L 0537 -0.1	AUGUST
SA H 1400 2.1	SU H 0613 1.4	SU H 1311 2.3	1 L 0124 0.0
L 2035 0.6	L 1126 0.0	L 2003 0.6	M H 0706 1.6
	H 1838 2.6	--	L 1226 0.1
10 H 0030 1.4	18 L 0138 0.1	25 H 0011 2.4	H 1911 2.5
SU L 0702 -0.1	M H 0656 1.4	M L 0633 0.0	MOON PHASES
H 1444 2.3	L 1208 0.1	+ H 1415 2.5	1st QTR 23/0838 AM
L 2147 0.5	H 1911 2.5	L 2118 0.4	Full 30/0052 AM
11 H 0136 1.3	19 L 0209 0.0	26 H 0.31 2.3	Last QTR 7/1839 PM
M L 0741 -0.1	TU H 0745 1.5	L 0729 0.0	New 15/1037 PM
H 1524 2.4	L 1253 0.2	H 1508 2.7	
L 2229 0.4	H 1943 2.4	L 2214 0.3	
12 H 0235 1.3	20 L 0241 0.0	27 H 0244 2.3	
TU L 0823 -0.1	W H 0837 1.6	W L 0824 0.0	
H 1601 2.5	L 1346 0.3	H 1555 2.9	
L 2307 0.3	H 2020 2.2	L 2256 0.1	
13 H 0327 1.3	21 L 0317 0.0	28 H 0343 2.4	
W L 0902 -0.1	H 0943 1.6	TH L 0916 -0.1	
H 1634 2.6	L 1455 0.5	H 1639 2.9	
L 2340 0.2	H 2101 2.0	L 2338 0.0	
14 H 0412 1.3		29 H 0438 2.4	
TH L 0937 -0.1		F L 1002 0.0	
H 1707 2.7		H 1720 2.9	

TABLE 14. (Continued) (AUGUST, 1977)

Times Corrected for Johnston Island			
1	L 0124 0.0	9	H 0117 1.3
M	H 0706 1.6	TU	L 0708 0.1
	L 1226 0.1		H 1451 2.4
	H 1911 2.5		L 2157 0.4
		17	L 0125 0.0
		W	H 0729 1.9
			L 1255 0.3
			H 1915 2.2
		25	H 0252 1.5
		TH	L 0819 0.0
			H 1535 2.8
			L 2227 0.1
2	L 0159 0.0	10	H 0223 1.3
TU	H 0750 1.7	W	L 0758 0.1
	L 1314 0.2		H 1530 2.5
	H 1947 2.3		L 2232 0.3
		18	L 0152 0.0
		TH	H 0822 2.0
			L 1351 0.4
			H 1953 2.1
		26	H 0345 1.6
		F	L 0915 0.0
			H 1617 2.8
			L 2302 0.1
3	L 0231 0.0	11	H 0315 1.4
W	H 0846 1.8	TH	L 0842 0.0
	L 1408 0.4		H 1606 2.6
	H 2022 2.1		L 2301 0.3
		19	L 0223 0.0
		F	H 0910 2.1
			L 1501 0.6
			H 2032 1.8
		27	H 0431 1.7
		SA	L 1003 0.0
			H 1657 2.7
			L 2334 0.1
4	L 0306 0.1	12	H 0356 1.5
TH	H 0946 1.8	F	L 0925 0.0
	L 1514 0.6		H 1638 2.6
	H 2057 1.8		L 2326 0.2
		20	L 0305 0.0
		SA	H 1020 2.2
			L 1638 0.7
			H 2127 1.6
		28	H 0515 1.8
		SU	L 1052 0.0
			H 1735 2.6
5	L 0345 0.1	13	H 0438 1.5
F	H 1056 1.9	SA	L 1006 0.0
	L 1644 0.7		H 1720 2.7
	H 2139 1.7		L 2354 0.2
		21	L 0355 0.0
		SU	H 1136 2.3
			L 1831 0.6
			H 2240 1.5
		29	L 0009 0.1
		M	H 0555 1.9
			L 1137 0.1
			H 1807 2.4
6	L 0428 0.1	14	H 0523 1.6
SA	H 1207 2.0	SU	L 1042 0.0
	L 1337 0.7		H 1739 2.6
	H 2235 1.5		
		22	L 0458 0.1
		M	H 1248 2.4
			L 2003 0.5
		30	L 0034 0.1
		TU	H 0637 2.0
			L 1223 0.2
			H 1840 2.3
7	L 0517 0.1	15	L 0020 0.1
SU	H 1313 2.2	M	H 0552 1.7
	L 2016 0.7		L 1124 0.1
	H 2354 1.4		H 1821 2.5
		23	H 0019 1.4
		TU	L 0607 0.1
			H 1351 2.6
			L 2103 0.4
		31	L 0100 0.1
		W	H 0729 2.1
			L 1320 0.3
			H 1911 2.1
8	L 0614 0.1	16	L 0047 0.1
M	H 1406 2.3	TU	H 0634 1.8
	L 2118 0.5		L 1209 0.1
			H 1842 2.4
		24	H 0145 1.4
		W	L 0716 0.0
			H 1447 2.7
			L 2152 0.2

Moon Phases

First Quarter: 21st 1504
 Last Quarter: 6th 1040

Full Moon: 28th 1010
 New Moon: 14th 1131

2331

TABLE 15. VASCULAR PLANTS KNOWN FROM JOHNSTON ATOLL

Family Species Common Name	Islands				Sand Man- made
	Akau	Hikina	John- ston	Sand Orig.	
Polypodiaceae Ferns					
<i>Polypodium scolopendria</i>					
<i>Nephrolepis</i> sp.	A				
Araucariaceae					
<i>Araucaria heterophylla</i>			P		
Norfolk Island pine					
Pandaneaceae					
<i>Pandanus tectorius?</i>			P		
Screw-pine, hala					
Gramineae Grasses			A	A	A
<i>Cenchrus echinatus</i>					
Sandbur					
<i>Chloris barbata</i>			A		
Fingergrass					
<i>Cynodon dactylon</i>	A		P	A	P
Bermuda grass					
<i>Dactyloctenium aegyptium</i>	A		A	A	A
Crowfoot grass					
<i>Digitaria sanguinalis</i>					A
Crabgrass					
<i>Echinochloa crus-galli</i>			A		
Barnyard grass					
<i>Eleusine indica</i>	A	A	A	A	A
Goose grass					
<i>Eragrostis tenella</i>	A		A		
(incl. <i>amabilis</i>)					
Lovegrass					
<i>Lepturus repens</i>		A	N	N	A
Bunch grass					

A = Adventive; N = Native; P = Planted; S = Seed only
 Source: Amerson and Shelton, 1976.

2332

TABLE 15. (Continued)

Family Species Common Name	Islands				
	Akau	Hikina	John- ston	Sand Orig.	Sand Man- made
Gramineae(cont.)					
<i>Paspalum dilatatum</i> Dallas grass			A		
<i>Saccharum officinarum</i> Sugarcane			P		
<i>Setaria verticillata</i> Bristlegrass			A	A	A
<i>Sporobolus virginicus</i> Dropseed			A		
<i>Zea mays</i> Corn	P				
Cyperaceae Sedges					
<i>Cyperus rotundus</i>			A		
<i>Fimbristylis cymosa?</i>	A	A	A		A
Palmae Palms					
<i>Cocos nucifera</i> Coconut palm	P.	P	P		P
Araceae					
<i>Anthurium andraeanum</i> Anthurium			P		
Liliaceae					
<i>Allium fistulosum</i> Welsh onion			P		
<i>Allium</i> sp. Chives			P		
<i>Aloe</i> sp. Aloe					P
<i>Cordyline fruticosa</i> Cordyline			P		
<i>Sansevieria trifasciata</i> Bowstring Hemp			P		

2333

TABLE 15. (Continued)

Family Species Common Name	Islands				Sand Man- made
	Akau	Hikina	John- ston	Sand Orig.	
Amaryllidaceae					
<i>Crinum asiaticum</i>			P		
<i>Crinum</i> sp.	P		P		P
<i>Hymenocallis littoralis</i> Spider lily	P		P		P
Bromeliaceae					
<i>Ananas comosus</i>					P
Zingiberaceae					
<i>Alpina</i> sp. Ginger			P		
Musaceae					
<i>Heliconia humilis</i>			P		
<i>Strelitzia reginae</i> Bird of Paradise			P		
Orchidaceae Orchids					
<i>Epidendrum</i> sp.			P		
<i>Vanda</i> sp.			P		
Casuarinaceae					
<i>Casuarina equisetifolia</i> Ironwood	P		P		P
Moraceae					
<i>Ficus microcarpa</i> Banyan		P	P		P
Urticaceae					
<i>Pilea microphylla</i> Artillery plant					A
Polygonaceae					
<i>Coccoloba uvifera</i> Sea-grape	P		P		P
Chenopodiaceae					
<i>Chenopodium murale</i> Goosefoot, Pigweed			A	A	A
Amaranthaceae Pigweeds					
<i>Amaranthus dubius</i>			A	A	A

2334

TABLE 15. (Continued)

Family Species Common Name	Islands				Sand Man- made
	Akau	Hikina	Johu- ston	Sand Orig.	
Amaranthaceae (cont.)					
<i>A. spinosus</i>			A		
<i>A. viridis</i>	A		A	A	A
Nyctaginaceae					
<i>Boerhavia</i> sp.	A		N	N	A
<i>Bougainvillea</i> sp.			P		P
Aizoaceae					
<i>Tetragonia tetragonioides</i> New Zealand Spinach					P
<i>Sesuvium portulacastrum</i>	A	A	A	A	A
Portulacaceae					
<i>Portulaca oleracea</i> Purslane	A	A	A	A	A
Caryophyllaceae					
<i>Spergularia marina</i>	A	A	A	A	A
Lauraceae					
<i>Persea americana</i> Avocado			P		P
Cruciferae					
<i>Lobularia maritima</i> Sweet Alyssum			P		A
Rosaceae					
<i>Eriobotrya japonica</i> Loquat					P
Leguminosae					
<i>Acacia farnesiana</i> Sweet Acacia	A		A		
<i>Crotalaria incana</i> Rattlebox			A		
<i>Leucaena latisiliqua</i>			A		A
<i>Phaseolus</i> sp. Bean	P				

TABLE 15. (Continued)

Family Species Common Name	Islands				Sand Man- made
	Akau	Hikina	John- ston	Sand Orig.	
Leguminosae (cont.)					
<i>Pisum sativum</i> Pea	P				
<i>Mucuna</i> sp.		S		S	
<i>Pithecellobium dulce</i> Manila Tamarind			P		
<i>Prosopis pallida</i> Algarobe, Kiawe			S		
<i>Vigna marina</i> Beach pea	A		A	A	
Zygophyllaceae					
<i>Tribulus cistoides</i> Puncture Vine			N	N	A
Rutaceae					
<i>Citrus aurantifolia</i> Lime			P		
<i>Citrus sinensis</i> Orange	A				
Euphorbiaceae					
<i>Aleurites moluccana</i> Candlenut, Kukui		S		S	
<i>Codiaeum variegatum</i> var. <i>pictum</i> Croton	P		P		P
<i>Euphorbia atoto?</i> Spurge			A		
<i>E. prostrata</i> Spurge			A		
<i>E. prob. heterophylla</i> Spurge			A		

TABLE 15. (Continued)

Family	Species Common name	Islands			Sand Man- made
		Akau	Hikina	John- ston	
Euphorbiaceae (cont.)					
	<i>E. glomerifera</i> Spurge	A		A	A
	<i>E. hirta</i> Spurge			A	A
	<i>E. pulcherrima</i> Poinsettia			P	P
	<i>Pedilanthus tithymeloides</i> Slipper flower			P	
	<i>Ricinus communis</i> Castor bean			A	
Anacardiaceae					
	<i>Mangifera indica</i> Mango	P		P	
	<i>Schinus terebinthifolius</i> Christmas berry tree			P	
Tiliaceae					
	<i>Triumfetta procumbens</i>			P	
Malvaceae					
	<i>Hibiscus tiliaceus</i> Hau			P	
	<i>Hibiscus</i> sp.			P	P
	<i>Thespesia populnea</i> Milo tree, Portia tree			A	
	<i>Sida</i> sp.			?	
Sterculiaceae					
	<i>Waltheria indica</i>			A	
Guttiferae					
	<i>Calophyllum inophyllum</i> False Kamani	P		P	

2337

TABLE 15. (Continued)

Family	Species Common Name	Islands			Sand Man- made	
		Akau	Hikina	John- ston		
Combretaceae						
	<i>Terminalia catappa</i> Indian almond, Kamani		S	P	S	P
Myrtaceae						
	<i>Eucalyptus</i> sp.					
Araliaceae						
	<i>Brassaia actinophylla</i> Octopus tree			P		
	<i>Polyscias guilfoylei</i> Wild coffee			P		
Caricaceae						
	<i>Carica papaya</i> Papaya			P		
Plumbaginaceae						
	<i>Plumbago auriculata</i> Plumbago, Leadwort			P		
Apocynaceae						
	<i>Catharanthus roseus</i> Madagascar Periwinkle			P		
	<i>Nerium oleander</i> Oleander			P		P
	<i>Plumeria acuminata</i> Frangipani			P		
	<i>Plumeria rubra</i> Frangipani	P		P		
	<i>Thevetia peruviana</i> var. <i>aurantiaca</i>			P		
	<i>T. peruviana</i> (= <i>nereifolia</i>) Yellow Oleander			P		
Convolvulaceae						
	<i>Ipomoea indica</i>					

TABLE 15. (Continued)

Family Species Common Name	Islands				Sand Man- made
	Akau	Hikina	John- ston	Sand Orig.	
Convolvulaceae (cont.)					
<i>I. pes-caprae</i> Beach Morning Glory			A	A	A
<i>I. macrantha</i>			?		
<i>Merremia tuberosa</i> Wood Rose			P		
Hydrophyllaceae					
<i>Nana sandwicensis</i>			A		
Boraginaceae					
<i>Cordia sebestena</i> Kou, Geiger-Tree			P		P
<i>Heliotropium curassavicum</i>			A	A	A
<i>Tournefortia argentea</i> Tree Heliotrope		P	P	P	P
Verbenaceae					
<i>Stachytarpheta jamaicensis</i>			A		
<i>Vitex ovata</i>	P		P		
Solanaceae					
<i>Capsicum frutescens</i> Papper	P		P		
<i>Nicotiana glauca</i>			A		
<i>Solanum lycopersicum</i> Tomato	P?	P?	P		P?
<i>Solanum melogena</i> Eggplant			P		
Bignoniaceae					
<i>Tabebuia pentophylla</i> West Indian Boxwood			P		
Rubiaceae					
<i>Gardenia</i> sp.			P		
<i>Coprosma</i> sp.			P		

TABLE 15. (Continued)

Family Species Common Name	Islands				
	Akau	Hikina	John- ston	Sand Orig.	Sand Man- made
Cucurbitaceae					
<i>Citrullus lanatus</i> var. <i>vulgaris</i> Watermelon	P		P		
<i>Cucumis melo</i> Muskmelon	P				
Goodeniaceae					
<i>Scaevola taccada</i>			P	P	P
Compositae					
<i>Bidens pilosa</i> Burmarigold			A		
<i>Cnryza bonariensis</i>	A	A	A		
<i>Emilia sonchifolia</i>			A		
<i>Helianthus annuus</i> Sunflower			P		
<i>Pluchea indica</i>	A	A		A	
<i>Pluchea carolinensis</i>	A	A	A	A	A
<i>Pluchea</i> x <i>Fosbergii</i>			A		
<i>Sonchus</i> sp. (<i>oleraceus</i> x <i>asper</i>)? Sow-thistle			A	A	A
<i>Tagetes</i> sp. Marigold	P		P		
<i>Vernonia cinerea</i> Ironweed			A		A
<i>Zinnia elegans</i> Zinnia	P		P		

TABLE 16. INSECTS RECORDED FROM JOHNSTON ATOLL; ADAPTED FROM CHILSON (1953)

- Orthoptera
 Blattidae
Blattella lituricollis (Walker)
Cutilia soror (Brunner)
Periplaneta americana (Linnaeus)
Pycnoscelus surinamensis (Linnaeus)
- Dermaptera
 Labiduridae
Anisolabis maritima (Gene)
Euborellia annulipes (Lucas)
- Mallophaga
 Menoponidae
Austromenopon sternophilum (Ferris); on tern.
- Thysanoptera
 Aeolothripidae
Frankliniella sulfurea Schmutz
- Hemiptera
 Lygaeidae
Nysius terrestris Usinger
Geocoris punctipes (Say)
- Reduviidae
Zelus renardii Kolenati
- Nabidae
Nabis capsiformis Germar
- Gerridae
Halobates sericeus Eschscholtz
- Homoptera
 Aphididae
Aphis gossypii Glover
Aphis medicaginis Koch
- Margarodidae
Icerya purchasi Maskell
- Pseudococcidae
Pseudococcus (*citri* complex)
Pseudococcus sp. perhaps *citri* (Risso)
Ferrisia virgata (Cockerell)

TABLE 16. (Continued)

- Homoptera (cont.)
- Coccidae
- Coccus* sp.
- Coccus hesperidum* Linnaeus
- Saissetia nigra* (Nietner)
- Saissetia oleae* (Bernard)
- Diaspididae
- Aspidiotus lataniae* Signoret
- Chrysomphalus dictyospermi* (Morgan)
- Pinnaspis* sp.
- Pinnaspis strachani* (Cooley) (of Ferris and Rao)
- Neuroptera
- Hemerobiidae
- Sympherobius* sp. may be *barberi* Banks
- Lepidoptera
- Tineidae
- Tineola uterella* Walsingham
- Ereunetis incerta* Swezey
- Pterophoridae
- Trichoptilus oxydactylus* (Walker)
- Phalaenidae
- Achaea janata* (Linnaeus)
- Laphygma exempta* (Walker)
- Coleoptera
- Dermestidae
- Dermestes ater* Degeer
- Histeridae
- Carcinops quattuordecimstriata* (Stephens)
- Anobiidae
- Lasioderma serricorne* (Fabricius)
- Tenebrionidae
- Alphitobius piceus* (Oliver)
- Coccinellidae
- Coelophora inaequalis* (Fabricius)
- Scymnus loewii* Mulsant
- Scymnus notescens* Blackburn
- Curculionidae
- Dryotribus mimeticus* Horn
- Macrancylus immigrans* (Perkins)
- Hymenoptera
- Encyrtidae
- Aenasius advena* Compere
- Leptomastix dactylopii* Howard
- Formicidae
- Solenopsis geminata rufa* (Jerdon)
- Monomorium pharaonis* (Linnaeus)
- Cardiocondyla* sp.
- Tetramorium guineense* (Fabricius)
- Paratrechina* (*Nylanderia*) sp.
- Paratrechina longicornis* (Latreille)

TABLE 16. (Continued)

Hymenoptera (cont.)

Sphecidae

Chalybion bengalense (Dahlbom)

Vespidae

Polistes fuscatus aurifer Saussure

Megachilidae

Megachile fullawayi Cockerell

Diptera

Syrphidae

Simosyrphus (Xanthogramma) grandicornis (Macquart)*Xanthogramma scutellaris* (Fabricius)*Syrphus* sp.

Sarcophagidae

Goniophyto bryani Lopes*Sarcophaga* sp.*Sarcophaga dux* Thomson*Sarcophaga barbata* Thomson

Calliphoridae

Phaenicia sp.

Muscidae

Musca domestica Linnaeus*Musca domestica vicina* Macquart*Atherigona excisa* (Thomson)

Milichiidae

Desmometopa sp.

Agromyzidae

Agromyze pusilla Meigen

Hippoboscidae

Olfersia spinifera (Leach); from frigate birds.

TABLE 17. BIRDS FROM JOHNSTON ATOLL**

Order Procellariiformes	
Family Diomedidae	
<i>Diomedea nigripes</i> *	Black-footed Albatross
<i>Diomedea immutabilis</i> *	Laysan Albatross
Family Procellariidae	
<i>Pterodroma alba</i> *	Phoenix Petrel
<i>Bulweria bulwerii</i>	Bulwer's Petrel
<i>Puffinus pacificus</i>	Wedge-tailed Shearwater
<i>Puffinus nativitatis</i>	Christmas Shearwater
<i>Puffinus puffinus newelli</i> *	Newell's Shearwater
Family Hydrobatidae	
<i>Oceanodroma tristrami</i> *	Sooty Storm Petrel
Order Pelecaniformes	
Family Phaethontidae	
<i>Phaethon aethereus</i> *	Red-billed Tropicbird
<i>Phaethon rubricauda</i>	Red-tailed Tropicbird
<i>Phaethon lepturus</i> *	White-tailed Tropicbird
Family Sulidae	
<i>Sula dactylatra</i> *	Blue-faced Booby
<i>Sula leucogaster</i>	Brown Booby
<i>Sula sula</i>	Red-footed Booby
Family Fregatidae	
<i>Fregata minor</i>	Great Frigatebird
<i>Fregata ariel</i> *	Lesser Frigatebird
Order Ciconiiformes	
Family Ardeidae	
<i>Bubulcus ibis</i> *	Cattle Egret
Order Anseriformes	
Family Anatidae	
<i>Anas acuta</i> *	Pintail
<i>Anas</i> [=Mareca] <i>americana</i> *	American Wigeon
<i>Anas</i> [=Spatula] <i>clypeata</i> *	Northern Shoveler
Order Galliformes	
Family Phasianidae	
<i>Gallus gallus</i>	Domestic Chicken
Order Falconiformes	
Family Falconidae	
<i>Falco peregrinus tundrius</i> *	Peregrine Falcon

Source: Amerson and Shelton, 1976.

2344

TABLE 17. (Continued)

Order Charadriiformes	
Family Charadriidae	
<i>Pluvialis dominica</i> *	American Golden Plover
<i>Pluvialis [=Squatarola] squatarola</i> *	Black-bellied Plover
<i>Charadrius semipalmatus</i> *	Semipalmated Plover
Family Scolopacidae	
<i>Muenius tahitiensis</i> *	Bristle-thighed Curlew
<i>Tringa [=Totanus] flavipes</i> *	Lesser Yellowlegs
<i>Actitis macularia</i> *	Spotted Sandpiper
<i>Catoptrophorus semipalmatus</i> *	Willet
<i>Heteroscelus incanus [=incanum]</i> *	Wandering Tattler
<i>Arenaria interpres</i> *	Ruddy Turnstone
<i>Limnodromus</i> sp.*	Dowitcher species
<i>Calidris [=Crocethia] alba</i> *	Sanderling
<i>Calidris [=Ereunetes] mauri</i> *	Western Sandpiper
<i>Calidris [=Erolia] melanotos</i> *	Pectoral Sandpiper
<i>Calidris [=Erolia] acuminata</i> *	Sharp-tailed Sandpiper
<i>Tryngites subruficollis</i> *	Buff-breasted Sandpiper
<i>Philomachus pugnax</i> *	Ruff
Family Phalaropodidae	
<i>Steganopus tricolor</i> *	Wilson's Phalarope
Family Laridae	
<i>Larus glaucescens</i> *	Glaucous-winged Gull
<i>Larus argentatus</i> *	Herring Gull
<i>Larus atricilla</i> *	Laughing Gull
<i>Larus pipiscan</i> *	Franklin's Gull
<i>Larus</i> spp.*	Gull species
<i>Sterna lunata</i>	Gray-backed Tern
<i>Sterna fuscata</i>	Sooty Tern
<i>Thalasseus elegans</i> *	Elegant Tern
<i>Procelsterna cerulea</i> *	Blue-gray Noddy
<i>Anous stolidus</i>	Brown Noddy
<i>Anous tenuirostris</i>	Black Noddy
<i>Gygis alba</i>	White Tern
Order Columbiformes	
Family Columbidae	
<i>Columba livia</i>	Rock Dove
Order Strigiformes	
Family Strigidae	
<i>Asio flammeus</i> *	Short-eared Owl
Order Passeriformes	
Family Alaudae	
<i>Alauda arvensis</i> *	Skylark
Family Zosteropidae	
<i>Zosterops japonica</i> *	Japanese White-eye
Family Estrildidae	
<i>Lonchura striata</i>	Society Finch

2345
 **Resident birds are unmarked; non-resident birds are marked with an *.

TABLE 18. STATUS OF BIRDS ON JOHNSTON ATOLL

	Akau	Hikina	Johnston	Sand	
				Original	Man-made
<u>Seabirds:</u>					
<u>Breeders</u>					
Bulwer's Petrel			b	B	B
Wedge-tailed Shearwater			B	B	B
Christmas Shearwater			b	B	
Red-tailed Tropicbird			B	B	B
Brown Booby	?	?	b	B	b
Red-footed Booby			b	B	b
Great Frigatebird	R	R	b	B	b
Gray-backed Tern	B*	B**	b	B	b
Sooty Tern			b	B	b
Brown Noddy	?	B*	bR	B	b
Black Noddy			B**	B	r
White Tern			B	R	R
<u>Former Breeders</u>					
Black-footed Albatross				bR	
Laysan Albatross			b	R	0
Blue-faced Booby			b	bR	r
<u>Visitors</u>					
Phoenix Petrel				R	
Newell's Shearwater				R	
Sooty Storm Petrel					R
Red-billed Tropicbird			R	r	
White-tailed Tropicbird	0		R	0	0
Lesser Frigatebird				R	
Blue-gray Noddy			r	R	
<u>Waterfowl, Marsh, and Land</u>					
<u>Birds:</u>					
<u>Regular Migrants</u>					
Pintail			R	R	R
American Golden Plover	R	R	R	R	R
Bristle-thighed Curlew	R		R	R	R
Wandering Tattler	R	R	R	R	R
Ruddy Turnstone	R	R	R	R	R
Sanderling			R	R	R
Pectoral Sandpiper				R	R
<u>Irregular Visitors</u>					
American Wigeon				R	?
Northern Shoveler				R	?
Glaucous-winged Gull				R	?
Herring Gull			R		R
Laughing Gull			R	R	
Short-eared Owl	R	?	R	R	
<u>Stragglers</u>					
Cattle Egret				R	R
Franklin's Gull					R

TABLE 18. (Continued)

	Akau	Hikina	Johnston	Sand	
				Original	Man-made
<u>Accidentals</u>					
Peregrine Falcon			R	R	
Black-bellied Plover			R	R	R
Semipalmated Plover				R	R
Lesser Yellowlegs				R	
Spotted Sandpiper				R	R
Willet			R		
Dowitcher species				R	
Western Sandpiper					R
Sharp-tailed Sandpiper			R	R	R
Buff-breasted Sandpiper					R
Ruff				R	R
Wilson's Phalarope				R	
Gull species			R		
Elegant Tern				R	
Skylark			R		R
Japanese White-eye			R		R
<u>Introductions</u>					
Domestic Chicken			B**		
Rock Dove			B**		
Society Finch					R
Present Breeders	1*	2**	6	11	3
Former Breeders	0	0	10	2	6
Total species	8	6	35	44	35

B = Breeder; R = Recorded; O = Overflier. Capital letters indicate status 1963-1969; lower case letters indicate status 1923-1962, if different than at present.

* bred only in 1964

** bred only in 1973.

2347

TABLE 19. DISTRIBUTION AND STATUS* OF MAMMALS AT JOHNSTON ATOLL

Species	Akau	Hikina	Johnston	Sand	
				Original	Man-made
House Mouse			B	B	B
Roof Rat			B		
Domestic Dog			R	R	R
Domestic Cat		R	B	R	R
Hawaiian Monk Seal	R	R	R	B	R
European Rabbit			R		R

*B = Breeding; R = Recorded.

Source: Amerson and Shelton, 1976.

TABLE 20. DISTRIBUTION* OF BENTHIC MARINE ALGAE
AT JOHNSTON ATOLL

Species	Division	Marginal Reef	Lagoon	
			Open Water	Inshore Johnston Inshore Sand
Cyanophyta				
<i>Anacystis dimidiata</i>			1	1
<i>Entophysalis deusta</i>				3
<i>Schizothrix calcicola</i>		3	6	5
<i>Hydrocoleum lyngbyaceum</i>		1		1
<i>Microcoleus chthonoplastes</i>			4	1
<i>Microcoleus tenerrimus</i>		1		1
<i>Microcoleus vaginatus</i>		1		
<i>Lyngbia aestuarii</i>		1		1
<i>Lyngbia confervoides</i>				1
<i>Lyngbia lutea</i>			1	
<i>Lyngbia majuscula</i>		1	3	1
<i>Spirulina tenerrima</i>			1	
<i>Symploca atlantica</i>		1		1
<i>Oscillatoria nigroviridis</i>				1
<i>Phormidium submembranaceum</i>		3	3	1
<i>Hormothamnion enteromorphoides</i>			2	1
<i>Calothrix crustacea</i>			1	1
<i>Calothrix scopulorum</i>		3	3	4
<i>Isactis plana</i>		2		5
Chlorophyta				
<i>Palmogloea protuberans</i>				1
<i>Enteromorpha kyllini</i>				1
<i>Cladophora crystallina</i>		2	2	1
<i>Cladophoropsis</i> sp.		1		
<i>Valonia ventricosa</i>			1	
<i>Dictyosphaeria verduysii</i>		6	6	4
<i>Brodiaea composita</i>		1		1
<i>Microdictyon setoekellianum</i>		5	2	
<i>Dervesia marina</i>				1
<i>Dervesia</i> sp.			1	
<i>Caulerpa ambigua</i>		1	1	2
<i>Caulerpa racemosa macrophyssa</i>			1	
<i>Caulerpa uvvilliana</i>		3	1	
<i>Bryopsis pennata</i>		5	4	4
<i>Pseudochlorodesmia parva</i>		2		3
<i>Codium arabicum</i>		1		
<i>Codium</i> sp.		3	2	4
<i>Halimeda discoidea</i>		3	2	1
<i>Halimeda tuna</i>		3		
<i>Acetabularia clavata</i>				2
<i>Acetabularia noblii</i>		3	2	2
<i>Acetabularia tsunagiana</i>				1
<i>Acetabularia</i> sp.		1		

2349

TABLE 20. (Continued)

Species	Division	Marginal Reef	Lagoon		
			Open Water	Inshore Johnston	Inshore Sand
Chrysophyta					
<i>Ostreobium reineckeii</i>				2	
Phaeophyta					
<i>Ectocarpus breviararticulatus</i>				3	
<i>Ectocarpus indicus</i>		3	3	4	1
<i>Ectocarpus irregularis</i>				1	
<i>Ectocarpus</i> sp.			1		
<i>Sphacelaria furcigera</i>			1	1	
<i>Sphacelaria novaehollandiae</i>		5	7	5	2
<i>Sphacelaria tribuloides</i>				1	
<i>Dictyota</i> sp.		2	1	1	
<i>Pocockiella variegata</i>		6	5	3	
Rhodophyta					
<i>Asterocystis ornata</i>			1		
<i>Goniotrichum alsidii</i>			1		
<i>Erythrotrichia</i> sp.			1		
<i>Gelidium crinale perpusillum</i>			3	3	1
<i>Gelidium pusillum pusillum</i>			4	3	2
<i>Wurdemania</i> sp.		3	1	2	
<i>Jania capillacea</i>		3	6	2	2
<i>Jania decussato-dichotoma</i>		4	2	2	1
<i>Amphiroa</i> sp.		1	1		
<i>Hypnea esperi</i>		4	4	4	1
<i>Lomentaria hakodatensis</i>		1	1	1	1
<i>Champia parvula</i>		2			
<i>Antithamnion antillarum</i>		2	1	1	1
<i>Callithamnion marshallensis</i>		2		2	
<i>Callithamnion</i> sp.		1			
<i>Centroceras apiculatum</i>		5	5	4	2
<i>Centroceras clavulatum</i>		1	3	1	1
<i>Crouania minutissima</i>		1			
<i>Ceramium affine</i>		3	5	1	1
<i>Ceramium fimbriatum</i>		1			
<i>Ceramium gracillimum byssoideum</i>		4	4	4	1
<i>Ceramium huysmansii</i>		3	3	1	
<i>Ceramium maryae</i>		1			
<i>Ceramium vagabunde</i>		2	2		
<i>Ceramium zacae</i>		1		2	1
<i>Ceramium</i> sp.			2		
<i>Crouania minutissima</i>		1			
<i>Griffithsia metcalfeii</i>			2		
<i>Griffithsia ovalis</i>		1			

2350

TABLE 20. (Continued)

Species	Division	Marginal Reef	Lagoon		
			Open Water	Inshore Johnston	Inshore Sand
Rhodophyta (cont.)					
<i>Griffithsia tenuis</i>		4	1	2	
<i>Griffithsia</i> sp.					1
<i>Dasya adherens</i>		1	1		
<i>Dasya sinicola</i>		3	1		
<i>Dasya</i> sp.		1	2		
<i>Taenioma macrourum</i>		1	3		
<i>Caloglossa leprieurii</i>			1		
<i>Heterosiphonia wurdemanni laxa</i>		2	2		
<i>Herposiphonia</i> spp.		4	3	1	1
<i>Polysiphonia</i> spp.		3	7	5	1
<i>Laurencia</i> sp.		4	5	1	
<i>Chondria repens</i>		4	3		

*Figures indicate total number of collection stations from which samples were taken. Marginal Reef localities: 1,2,4,12,27,28,29; Lagoon Open Water: 3,5,6,8,9,10,11,17; Lagoon Inshore Johnston: 13,14,15,16, 18,19,20,21,22,23,24; Lagoon Inshore Sand: 7,25,26,30.

TABLE 21. CNIDARIA (COELENTERATA) FROM JOHNSTON ATOLL*

Class Family Species	Wells 1934	Brock <i>et al.</i> 1965	Present Paper
Hydrozoa			
Milleporidae			
<i>Millepora tenera</i>	X		
<i>Millepora</i> sp.			X
Stylasterinidae			
<i>Distichopora</i> sp.	X		
<i>Stylaster</i> sp.			X
Anthozoa			
Pocilloporidae			
<i>Pocillopora damicornis</i>		X	
<i>Pocillopora eydouxi</i>	X		
<i>Pocillopora meandrina</i>		X	
Acroporidae			
<i>Acropora humilis</i>	X		
<i>Acropora hyacinthus</i>	X		
<i>Acropora retusa</i>	X		
<i>Acropora tumida</i>	X		
<i>Montipora verrucosa</i>	X		
<i>Montipora</i> sp.	X		
Agariciidae			
<i>Leptastrea</i> sp.	X		
<i>Pavona varians</i>		X	
<i>Pavona</i> sp.	X		
Fungiidae			
<i>Fungia scutaria</i>	X		
Poritidae			
<i>Portites lutea</i>	X		
Isopheliidae			
<i>Telmatactis decora</i>		?	X

*Taxonomic order follows Bayer, *et al.* (1956).

TABLE 22. DISTRIBUTION AND ABUNDANCE* OF MOLLUSCA FROM JOHNSTON ATOLL

Gastropoda:	Marginal N.W. Reef	Johnston Island	Sand Island	Lagoon fill Sand Island
Trochidae				
<i>Trochus intectus</i> Reeve				U
Turbinidae				
<i>Turbo articulatus</i> Reeve		M		
Neritidae				
<i>Nerita plicata</i> Linnaeus		M	M	
<i>Nerita polita</i> Linnaeus			M	
<i>Nerita albicilla</i> Linnaeus			U	
<i>Nerita picea</i> Recluz		V	V	
Littorinidae				
<i>Littorina pintado</i> Wood		V	V	
<i>Littorina undulata</i> Gray		U		
<i>Littorina coccinea</i> (Gmelin)		U	M	
Planaxidae				
<i>Planaxis zonatus</i> A. Adams			U	
Modulidae				
<i>Modulus tectum</i> (Lamarck)				U
Cerithiidae				
<i>Rhinoclavis sinensis</i> (Gmelin)			U	
<i>Rhinoclavis articulatus</i> Adams & Reeve			U	
<i>Cerithium mutatum</i> Sowerby				U
<i>Cerithium nesioticum</i> Pilsbry & Vanatta				U
Hipponicidae				
<i>Sabia conica</i> (Schumacher)		U	U	
Strombidae				
<i>Strombus maculatus</i> Sowerby			U	U
Cypraeidae				
<i>Cypraea granulata</i> Pease				U
<i>Cypraea helvola</i> Linnaeus		U		M
<i>Cypraea poraria</i> Linnaeus		U		
<i>Cypraea caputserpentis</i> Linnaeus				U
<i>Cypraea moneta</i> Linnaeus		U		U
<i>Cypraea maculifer</i> (Schilder)				U

*V = Very abundant; -M = Moderately abundant; U = uncommon.

Source: Amerson and Shelton, 1976.

2353

TABLE 22. (Continued)

Gastropoda (cont.):	Marginal N.W. Reef	Johnston Island	Sand Island	Lagoon fill Sand Island
Cypraeidae (cont.)				
<i>Cypraea isabella</i> Linnaeus				M
<i>Cypraea carneola</i> Linnaeus				U
<i>Cypraea schilderorum</i> (Iredale)	U			M
Naticidae				
<i>Polinices (Mamilla) melano-</i> <i>stoma</i> (Gmelin)			U	
Cymatidae				
<i>Cymatium (Septa) nicobaricum</i> Röding				U
<i>Cymatium (Septa) aquatile</i> (Reeve)			U	U
<i>Cymatium (Septa) gemmatum</i> (Reeve)			U	
<i>Cymatium (Ranularia) muricinum</i> Röding			U	
<i>Distorsio anus</i> Linnaeus				U
Tonnidae				
<i>Tonna (Quimalea) pomum</i> (Linnaeus)				U
Muricidae				
<i>Maculotriron</i> species			U	
<i>Drupa morum</i> Röding	M			
<i>Drupa ricinus</i> (Linnaeus)	U		U	
<i>Morula uva</i> Röding	M		V	M
<i>Morula granulata</i> (Duclos)			M	
<i>Drupella ochrostoma</i> (Blainville)			U	
<i>Nassa sertum</i> Bruguière				M
Coralliophilidae				
<i>Coralliophila violacea</i> Kiener	M			
<i>Quoyula madreporarum</i> (Sowerby)	M			
Buccinidae				
<i>Pisania ignea</i> (Gmelin)	U			U
Nassariidae				
<i>Nassarius (Reticunassa) der-</i> <i>mestina</i> (Gould)			U	
Fasciolaridae				
<i>Peristernia crocea</i> (Gray)			M	
Mitridae				
<i>Mitra (Strigatella) colum-</i> <i>belliformis</i> Kiener				U

TABLE 22. (Continued)

Gastropoda (cont.):	Marginal N.W. Reef	Johnston Island	Sand Island	Lagoon fill Sand Island
Turbinellidae				
<i>Vasum turbinellus</i> (Linnaeus)	U		U	U
Conidae				
<i>Conus pulicarius</i> Hwass	U			U
<i>Conus nanus</i> Sowerby	U			
<i>Conus rattus</i> Hwass	U			
<i>Conus vitulinus</i> Hwass	U			
<i>Conus miles</i> Linnaeus	U			
<i>Conus flavidus</i> Lamarck				U
Terebridae				
<i>Terebra crenulata</i> Linnaeus				U
<u>Bivalvia:</u>				
Isognomonidae				
<i>Isognomon perna</i> (Linnaeus)			M	
<i>Parviperma dentifera</i> (Krauss)			U	
Trapezidae				
<i>Trapezium oblongum</i> (Linnaeus)				U
Tellinidae				
<i>Arcopagia (Scutarcopagia)</i> <i>scobinata</i> (Linnaeus)				U

TABLE 23. ANNELIDA FROM JOHNSTON ATOLL*

Class	Edmondson	Brock	Present
Family	<i>et al.</i>	<i>et al.</i>	Paper
Species	1925	1965	
Polychaeta			
Amphinomidae			
<i>Eurythoe complanata</i> (Pallus)			X
<i>Eurythoe pacifica</i> Kinberg	X		
<i>Hermodice pinnata</i> Treadwell	X		
Cirratulidae			
<i>Cirratulus</i> sp.	X		X
Eunicidae			
<i>Eunice</i> sp.			X
Polynoidae			
<i>Hololepidella nigropunctata</i> (Horst)			X
Phyllodoceidae			
<i>Phyllodoce stigmata</i> Treadwell	X		X
Nereidae			
<i>Nereis kobeensis</i>		X	
<i>Perinereis helleri</i> (Grube)	X		X
Leodidae			
<i>Lysidice fusca</i> Treadwell	X		
<i>Lysidice</i> sp.		X	
Leodocidae			
<i>Leodice</i> sp.		X	

*Taxonomic order follows that in the Annelida collection of the National Museum of Natural History.

Source: Amerson and Shelton, 1976.

TABLE 24. MARINE ARTHROPODA FROM JOHNSTON ATOLL*

Class	Edmondson	Brock	
Subclass	<i>et al.</i>	<i>et al.</i>	
Family	1925	1965,	Present
Species		1966	Paper
Crustacea			
Cirripedia			
Lepadidae			
<i>Lepas anatifera</i> Linnacus			X
Malacostraca			
Squillae [=Chloridelidae?]			
<i>Pseudosquilla oculata</i> (Brullé)	X		X
Palaemonidae			
<i>Coralliocaris graminea</i> (Dana)	X		X
<i>Harpiliopsis depressus</i> (Stimpson)	X	X	X
<i>Jocaste lucina</i> (Nobili)	X		X
<i>Palaemonella tenuipes</i> Dana	X		
<i>Peridemenacus tridentatus</i> (Miers)	X		X
Gnathophyllidae			
<i>Gnathophyllum americanum</i> Guérin	X		X
Alpheidae			
<i>Alpheus brevipes</i> Stimpson		X	
<i>Alpheus bucephalus</i> Coutière	X		X
<i>Alpheus clypeatus</i> Coutière	X	X	X
<i>Alpheus collumianus</i> Stimpson	X		X
<i>Alpheus crassimanus</i> Heller	X		X
<i>Alpheus diadema</i> Dana	X		X
<i>Alpheus gracilis</i> Heller	X		X
incl. subsp. <i>simplex</i> (Banner)			
<i>Alpheus leviusculus</i> Dana	X		X
<i>Alpheus lottini</i> Guérin	X	X	
<i>Alpheus paracrinitus</i> Miers	X		X
<i>Alpheus paragracilis</i> Coutière	X		X
<i>Synalpheus paraneomeris</i> Coutière	X		X
Hippolytidae			
<i>Lysmata paucidens</i> (Rathbun)	X		X
<i>Saron marmoratus</i> (Olivier)	X		
Painuridae			
<i>Panulirus marginatus</i> (Quoy & Gaimard)			X
<i>Panulirus pencillatus</i> (Olivier)	X		X
Scyllaridae			
<i>Parribacus antarcticus</i> (Lund)	X		X
Axiidae			
<i>Axiopsis johnstoni</i> Edmondson	X		X
Galatheididae			
<i>Galathea spinosirostris</i> Dana		X	

Source: Amerson and Shelton, 1976.

2357

TABLE 24. (Continued)

Class	Subclass	Edmondson	Brock	Present
	Family	<i>et al.</i>	<i>et al.</i>	Paper
	Species	1925	1965, 1966	
	Diogenidae			
	<i>Aniculus aniculus</i> (Fabricius)	X		?
	<i>Calcinus elegans</i> (N. Milne-Edwards)	X		X
	<i>Calcinus herbstii</i> de Man	X		X
	<i>Calcinus latens</i> (Randall)	X		X
	<i>Dardanus haanii</i> Rathbun			X
	<i>Dardanus megistos</i> (Herbst)			X
	<i>Dardanus punctulatus</i>	X		
	Dynomeneidae			
	<i>Dynomene hispida</i> Desmarest	X		X
	Calappidae			
	<i>Calappa hepatica</i> (Linnaeus)	X		
	Leucosiidae			
	<i>Nucia speciosa</i> Dana	X		
	Majidae			
	<i>Perinea tumida</i> Dana			X
	<i>Schizophrys hilensis</i> Rathbun		X	
	Portunidae			
	<i>Cataptrus inaequalis</i> (Rathbun)	X		X
	<i>Portunus longispinosus</i> (Dana)	X		X
	<i>Thalamita admete</i> (Herbst)	X		X
	<i>Thalamitoides quidridens</i> A. Milne-Edwards	X		X
	Xanthidae			
	<i>Carpilius convexus</i> (Forsk.)	X		X
	<i>Chlorodiella asper</i> Edmondson	X		X
	<i>Domecia hispida</i> Eydoux & Souleyet	X	X	X
	<i>Etisus clectra</i> (Herbst)	X		X
	<i>Leptodius sanguineus</i> (H. Milne-Edwards)	X		X
	<i>Leptodius wialuanus</i> Rathbun	X		
	<i>Liocarpilodes biunguis</i> (Rathbun)	X		X
	<i>Liocarpilodes integerrimus</i> (Dana)			X
	<i>Liomere bella</i> (Dana)	X		X
	<i>Lophosozymus dodone</i> (Herbst)			X
	<i>Phymodius laysani</i> Rathbun	X		X
	<i>Phymodius nitidus</i> (Dana)	X		X
	<i>Pilodius aberrans</i> (Rathbun)	X		X
	<i>Pilodius areolata</i> (H. Milne-Edwards)			X
	<i>Platypodia eydouxii</i> (A. Milne-Edwards)	X		X
	<i>Pseudoliomera speciosa</i> (Dana)	X	?	X
	<i>Tetralia glaberrima</i> (Herbst)	X		
	<i>Tetralia</i> spp.		X	

TABLE 24. (Continued)

Class	Subclass	Edmondson	Brock	
	Family	<i>et al.</i>	<i>et al.</i>	Present
	Subspecies	1925	1965, 1966	Paper
	Xanthidae (cont.)			
	<i>Trapezia cymodoce</i> (Herbst)		X	
	<i>Trapezia digitalis</i> Latreille	X	X	X
	<i>Trapezia ferruginea</i> Latreille	X		X
	<i>Trapezia intermedia</i> Miers	X		X
	<i>Trapezia maculata</i> (MacLeay)		X	X
	<i>Trapezia rufopunctata</i> (Herbst)	X		
	<i>Trapezia speciosa</i>	X		X
	Ocypodidae			
	<i>Ocypode laevis</i> Dana			X
	Grapsidae			
	<i>Grapsus strigosus</i> (Herbst)	X		X
	<i>Grapsus tenuicristatus</i> (Herbst)	X		X
	<i>Pachygrapsus minutus</i> A. Milne- Edwards	X		X
	<i>Pachygrapsus plicatus</i> (H. Milne- Edwards)			X
	Hapalocarcinidae			
	<i>Hapalocarcinus marauptialis</i> Stimpson	X		X
	<i>Pseudocryptochirus crescentus</i> (Edmondson)	X		X

*Taxonomic order follows Chase (pers. corres.).

TABLE 25. INSHORE FISHES RECORDED FROM JOHNSTON ATOLL

	Smith and Swain 1882 Fowler and Ball 1925 Halstead and Bunker 1954	Gosline 1955	Brock, <i>et al.</i> , 1965		Brock, <i>et al.</i> 1966
			Aug. 1963	Dec. 1963- June 1965	Aug. 1964- Aug. 1965
Myliobatidae (Eaglerays)					
<i>Aetobatus narinari</i>	X			X	X
Synodontidae (Lizardfishes)					
<i>Saurida gracillita</i>		X	X		
<i>Synodus binctatus</i>		X	X		
<i>Synodus variegatus</i>			X	X	
Congridae (Conger Eels)					
<i>Conger marginatus</i> (= <i>C. noordwijkii</i>)		X			
Ophichthidae (Snake Eels)					
<i>Enchelycomopsis sauropsis</i>		X	X		
<i>Leirurus semistriatus</i>	X	X	X		
<i>Leptenchelys labialis</i>		X			
<i>Kuraenchelys cooki</i>		X	X		
<i>Muraenichthys gymnotus</i>		X			
<i>Muraenichthys schultzei</i>		X	X		
<i>Nyrichthys bleekeri</i>	X	X			
<i>Nyrichthys maculosus</i>	X	X	X		
<i>Phyllophichthys xenodontus</i>				X	
<i>Schultzidia johnstonensis</i>		X	X		
Xenocorgridae (False Moray Eels)					
<i>Xenichthys diodontus</i>				X	
Moringuidae (Worm Eels)					
<i>Moringua macrochir</i>		X	X		

Source: Amerson and Shelton, 1976.

TABLE 25. (Continued)

	Smith and Swain 1882		Gosline 1955	Brock, et al., 1965		Brock, et al.,
	Fowler and Ball 1925	Halstead and Bunker 1954		Aug. 1965	Dec. 1963- June 1965	1966 Aug. 1964- Aug. 1965
Muraenidae (Morey Eels)						
<i>Anarchias ailardicei</i>			X	X		
<i>Anarchias cartonensis</i>			X			
<i>Anarchias leucurus</i>			X	X		
<i>Echidna leucotaenia</i>			X			
<i>Echidna polyzona</i>			X			
<i>Echidna unicolor</i>				X		
<i>Echidna zebra</i>			X			
<i>Gymnothorax</i> sp.				X		
<i>Gymnothorax buroensis</i>	X					
<i>Gymnothorax eurostus</i>			X	X	X	
<i>Gymnothorax gracilicaudus</i>			X	X		
<i>Gymnothorax javanicus</i>	X			X	X	
<i>Gymnothorax meleagris</i>	X		X	X		X
<i>Gymnothorax moluazensis</i>			X	X		
<i>Gymnothorax pictus</i>	X					
<i>Gymnothorax undulatus</i>			X	X		
<i>Babula fuscumaculata</i>			X	X	X	
<i>Uropterygius</i> sp.					X	
<i>Uropterygius fuscoguttatus</i>			X	X		
<i>Uropterygius knighti</i>				X		
<i>Uropterygius polyspilus</i>			X			
<i>Uropterygius supraforatus</i> (= <i>U. dentatus</i>)			X	X		
<i>Uropterygius tigrinus</i>	X		X			
Belonidae (Needlefishes)						
<i>Belone platyura</i>	X		X			
Hemiramphidae (Halfbeaks)						
<i>Eggorhamphus acutus</i>			X	X		

TABLE 25. (Continued)

	Smith and Swain 1882	Fowler and Ball 1925	Halstead and Bunker 1954	Gosline 1955	Brock, et al., 1965		Brock, et al., 1966
					Aug. 1963	Dec. 1963- June 1965	Aug. 1964- Aug. 1965
Exocoetidae (Flyingfishes)							
<i>Cypselurus peocillopterus</i>	X						
<i>Cypselurus simus</i>	X						
Aulostomidae (Trumpetfishes)							
<i>Aulostomus chinensis</i>	X			X	X	X	X
Fistulariidae (Cornetfishes)							
<i>Fistularia petimba</i>	X			X	X	X	
Syngnathidae (Pipefishes)							
<i>Doryrhamphus melanopleura</i>					X		
Holocentridae (Soldierfishes or Squirrelfishes)							
<i>Holocentrus lacteoguttatus</i>	X			X	X		
<i>Holocentrus microstomus</i>	X						
<i>Holocentrus sarnana</i>	X			X	X	X	X
<i>Holocentrus spinifer</i>	X			X	X	X	X
<i>Holocentrus tiere</i>	X			X	X	X	X
<i>Holotrachys lima</i>				X	X		
<i>Myripristis argyromus</i>	X			X	X	X	
<i>Myripristis berndti</i>	X				X		
Apogonidae (Cardinal Fishes)							
<i>Apogon erythrinus</i>				X	X		
<i>Apogon manesemus</i>				X	X	X	X
<i>Apogon Snyderi</i>	X			X	X		
<i>Apogon waikiki</i>				X			
<i>Pseudamiops gracilicauda</i>				X	X		

TABLE 25. (Continued)

	Smith and Swain 1882	Fowler and Ball 1925	Halstead and Bunker 1954	Gosline 1955	Brock, et al., 1965		Brock, et al., 1966
					Aug. 1963	Dec. 1963- June 1965	Aug. 1964- Aug. 1965
Kuhliidae (Aholeholes)							
<i>Kuhlia marginata</i>	X			X			
Grammistidae (=Pseudochromidae)							
<i>Pseudogranma polyacantha</i>				X	X	X	
Priscanthidae (Big Eyes)							
<i>Priscanthus cruentatus</i>	X			X	X		
Serranidae (Sea Bass)							
<i>Pristipomoides sieboldii</i>	X						
Lutjanidae (Snappers)							
<i>Aphareus furcatus</i>					X		
Kyphosidae (Rudderfishes)							
<i>Kyphosus bigibbus</i>				X			
<i>Kyphosus vaigiensis</i>				X			
Mullidae (Sunmulletts, Goatfishes)							
<i>Mulloidichthys auriflamma</i>	X				X	X	X
<i>Mulloidichthys samoensis</i>	X			X	X	X	X
<i>Parupeneus barberinus</i>	X					X	X
<i>Parupeneus bifasciatus</i>	X			X		X	X
<i>Parupeneus chryserydros</i>	X					X	X
<i>Parupeneus crassilabris</i>	X					X	X
<i>Parupeneus multifasciatus</i>	X			X			
<i>Parupeneus trifasciatus</i>	X						

TABLE 25. (Continued)

	Smith and Swain 1882 Fowler and Ball 1925 Halstead and Bunker 1954	Gosline 1955	Brock, et al., 1965		Brock, et al., 1966
			Aug. 1963	Dec. 1963- June 1963	Aug. 1964- Aug. 1965
Cirrhitidae (Hawkfishes)					
<i>Amblycirrhites bimacula</i>		X	X		
<i>Cirrhitus alternatus</i>			X	X	
<i>Cirrhitus pinnulatus</i>	X	X	X		
<i>Paracirrhites arcatus</i>			X	X	
<i>Paracirrhites forsteri</i>			X	X	
Carangidae (Pompano, Uluu, Papio)					
<i>Carangoides ferdau</i>	X	X		X	
<i>Caranx ascensionis</i>	X				
<i>Caranx dason</i>	X				
<i>Caranx gymnotethoides</i>	X				
<i>Caranx lugubris</i>	X				
<i>Caranx melampygus</i>	X			X	X
<i>C. (=Gnathanodon) speciosus</i>					X
<i>Scomberoides sancti-petri</i>	X		X		
<i>Trachurope crumenophthalmus</i>		X			
Pomacentridae (Damsel-fishes)					
<i>Abudefduf imparipennis</i>	X	X		X	X
<i>Abudefduf phoenicensis</i>	X	X			
<i>Abudefduf sordidus</i>	X			X	X
<i>Chromis leucurus</i>	X	X	X	X	X
<i>Chromis vanderbilti</i>		X	X	X	X
<i>Dascyllus albisella</i>					
<i>Dascyllus marginatus</i>	X				X
<i>Electroglyphidodon john- stonianus</i>	X	X	X	X	X

TABLE 25. (Continued)

	Smith and Swain 1882	Fowler and Ball 1925	Halstead and Bunker 1954	Gosline 1955	Brock, <i>et al.</i> , 1965		Brock, <i>et al.</i> , 1966
					Aug. 1963	Dec. 1963- June 1963	Aug. 1964- Aug. 1965
Labridae (Wrasses)							
<i>Bodianus bilunulatus</i>	X					X	X
<i>Cheilinus rhodochrous</i>	X					X	X
<i>Cheilio inermis</i>					X	X	
<i>Cheilio flavovittata</i>							X
<i>Coris gammaridi</i>					X	X	X
<i>Epicolus insidiator</i>	X			X	X	X	X
<i>Gomphosus varius</i>	X			X	X	X	X
(includes <i>G. triaolor</i>)							
<i>Haliichoeres ornatus</i>	X			X		X	
<i>Isomoides phthirophagus</i>					X	X	X
<i>Hvucalichthys taeniourus</i>				X			
<i>Pseudocheilinus hexataenia</i>	X						
<i>Pseudocheilinus octotaenia</i>				X		X	
<i>Pseudocheilinus tetrataenia</i>					X	X	
<i>Stethojulis cibovittata</i>						X	X
<i>Stethojulis axillaris</i>				X	X	X	X
<i>Thalassoma ballieui</i>	X				X	X	X
<i>Thalassoma fucum</i>					X		
<i>Thalassoma duperreyi</i>	X			X	X	X	X
<i>Thalassoma lutescens</i>	X			X	X	X	X
<i>Thalassoma purpuraceum</i>	X						X
<i>Thalassoma quinquevittata</i>				X	X	X	X
<i>Thalassoma umbracostigma</i>							X
Scaridae (Parrotfishes)							
<i>Calotomus spinidens</i>				X	X		X
(= <i>C. sanāvicensis</i>)							
<i>Scarus cyanogrammus</i>	X						
<i>Scarus dubius</i>	X			X	X		X
<i>Scarus duperreyi</i>	X						

TABLE 25. (Continued)

	Smith and Swain 1882		Gosline 1955	Brock, et al., 1965		Brock, et al., 1966
	Fowler and Ball 1925	Halstead and Bunker 1954		Aug. 1963	Dec. 1963- June 1963	Aug. 1964- Aug. 1965
Scoridae (cont.)						
<i>Scarus erythrodon</i>	X					
<i>Scarus forsteri</i>	X					
<i>Scarus perspicillatus</i>	X		X	X		X
<i>Scarus sordidus</i>	X		X	X		X
<i>Scarus</i> sp. (grey)						X
<i>Scarus</i> sp. (blue-green)						X
Chaetodontidae (Butterfly-fishes)						
<i>Centropyge flammeus</i>	X		X		X	X
<i>Centropyge nigriocellus</i>	X			X		
<i>Chaetodon auriga</i>	X		X	X		X
<i>Chaetodon citrinellus</i>	X		X	X		X
<i>Chaetodon ephippium</i>	X		X	X		X
<i>Chaetodon multicinctus</i>	X		X	X		X
<i>Chaetodon ornatissimus</i>	X		X	X		X
<i>Chaetodon quadrimaculatus</i>	X		X	X		X
<i>Chaetodon reticulatus</i>				X		X
<i>Chaetodon trifasciatus</i>	X			X		X
<i>Chaetodon unimaculatus</i>	X		X	X		X
<i>Chaetodon eol</i>						X
<i>Foaiziger longirostris</i>				X		X
<i>Hermitaurichthys thompsoni</i>				X		X
<i>Megaprotodon strigangulus</i>	X			X		X
Zanclidae (Moorish Idols)						
<i>Zanclus cornutus</i>	X		X		X	X
Acanthuridae (Surgeonfishes)						
<i>Acanthurus achilles</i>	X		X	X		X
<i>Acanthurus glaucopareius</i>				X		X

TABLE 25. (Continued)

	Smith and Swain 1882	Fowler and Ball 1925	Halstead and Bunker 1954	Gosline 1955	Brock, et al., 1965		Brock, et al., 1966
					Aug. 1963	Dec. 1963- June 1963	Aug. 1964- Aug. 1965
Acanthuridae (cont.)							
<i>Acanthurus guttatus</i>						X	
<i>Acanthurus nana</i>							X
<i>Acanthurus nigroris</i> (= <i>A. elongatus</i>)	X			X	X	X	X
<i>Acanthurus olivaceus</i>	X			X		X	X
<i>Acanthurus eandvicensis</i>	X			X	X	X	X
<i>Ctenochaetus cyanoguttatus</i>							X
<i>Ctenochaetus hawaiiensis</i>						X	X
<i>Ctenochaetus striatus</i>	X						
<i>Ctenochaetus strigosus</i>	X			X	X	X	X
<i>Naso lituratus</i>	X			X	X	X	X
<i>Naso unicornis</i>	X			X	X		
<i>Zebrasoma flavescens</i>	X			X	X	X	X
<i>Zebrasoma veliferum</i>					X		
Electridae (Sleepers)							
<i>Eviota viridis</i>							X
Gobiidae (Gobies)							
<i>Eathygobius fuscus</i>	X						
<i>Gnatholepis anjerensis</i>				X	X	X	
<i>Razeus unisquamis</i>					X		
<i>Zonogobius farcimen</i>				X			
Blenniidae (Blennies)							
<i>Cirripectes variolosus</i>	X			X	X	X	
<i>Exallias brevis</i>				X	X		
<i>Istiblennius gibbifrons</i> (= <i>Salaria gibbifrons</i>)	X			X	X		

TABLE 25. (Continued)

	Smith and Swain 1882 Fowler and Ball 1925 Halstead and Bunker 1954	Gosline 1955	Brock, et al., 1965		Brock, et al., 1966
			Aug. 1963	Dec. 1963- June 1963	Aug. 1964- Aug. 1965
Brotulidae (Brotulids)					
<i>Brotula townsendi</i>		X			
Mugilidae (Mulletts)					
<i>Nemopterus chaptalii</i>	X	X			
Sphyraenidae (Barracudas)					
<i>Sphyraena japonica</i>	X				
Polynemidae (Threadfins)					
<i>Polydactylus sexfilis</i>	X				
Scorpaenidae (Scorpion Fishes)					
<i>Scorpaena ballieni</i>		X			
<i>Scorpaena concolor</i>		X			
<i>Scorpaenodes parvipinnis</i>			X		
Bothidae (Flounder or Flatfishes)					
<i>Bothus mancus</i>	X	X		X	X
Echeneidae (Remoras)					
<i>Remora remora</i>		X			
Balistidae (Triggerfishes)					
<i>Balistes bursa</i>			X		
<i>Melichthys buriwa</i>	X	X	X	X	X
<i>Melichthys ringens</i>	X				
<i>Melichthys vidua</i>	X	X		X	X
<i>Rhinecanthus aculeatus</i>	X	X	X	X	X

TABLE 25. (Continued)

	Smith and Swain 1882	Fowler and Ball 1925	Halstead and Bunker 1954	Gozline 1955	Brock, et al., 1965		Brock, et al., 1966
					Aug. 1963	Dec. 1963- June 1963	Aug. 1964- Aug. 1965
Monacanthidae (Filefishes)							
<i>Aluteria scripta</i>					X	X	
<i>Amanes carolae</i>	X						X
<i>Amanes sancti-hieris</i>	X			X	X	X	
<i>Pervagor melanocephalus</i>	X			X	X	X	
<i>Pervagor pilosoma</i>							X
Ostraciontidae (Trunkfishes)							
<i>Zentropocarpus hexagonus</i>	X						
<i>Ostracion cubicus</i>	X						
<i>Ostracion lentiginosus</i>	X			X	X	X	X
<i>Ostracion meleagris</i>	X						
<i>Ostracion solorensis</i>	X				X		X
Tetraodontidae (Puffers)							
<i>Arothron meleagris</i>	X			X	X	X	X
Canthigasteridae (Sharp-nosed Puffers)							
<i>Canthigaster jactator</i>	X			X	X	X	X
Diodontidae (Box Fishes)							
<i>Diodon hystrix</i>	X						
Total Species	109			111	115	85	73
New to Atoll	109			49	29	1	5
Old Species Not Seen	0			46	71	101	120

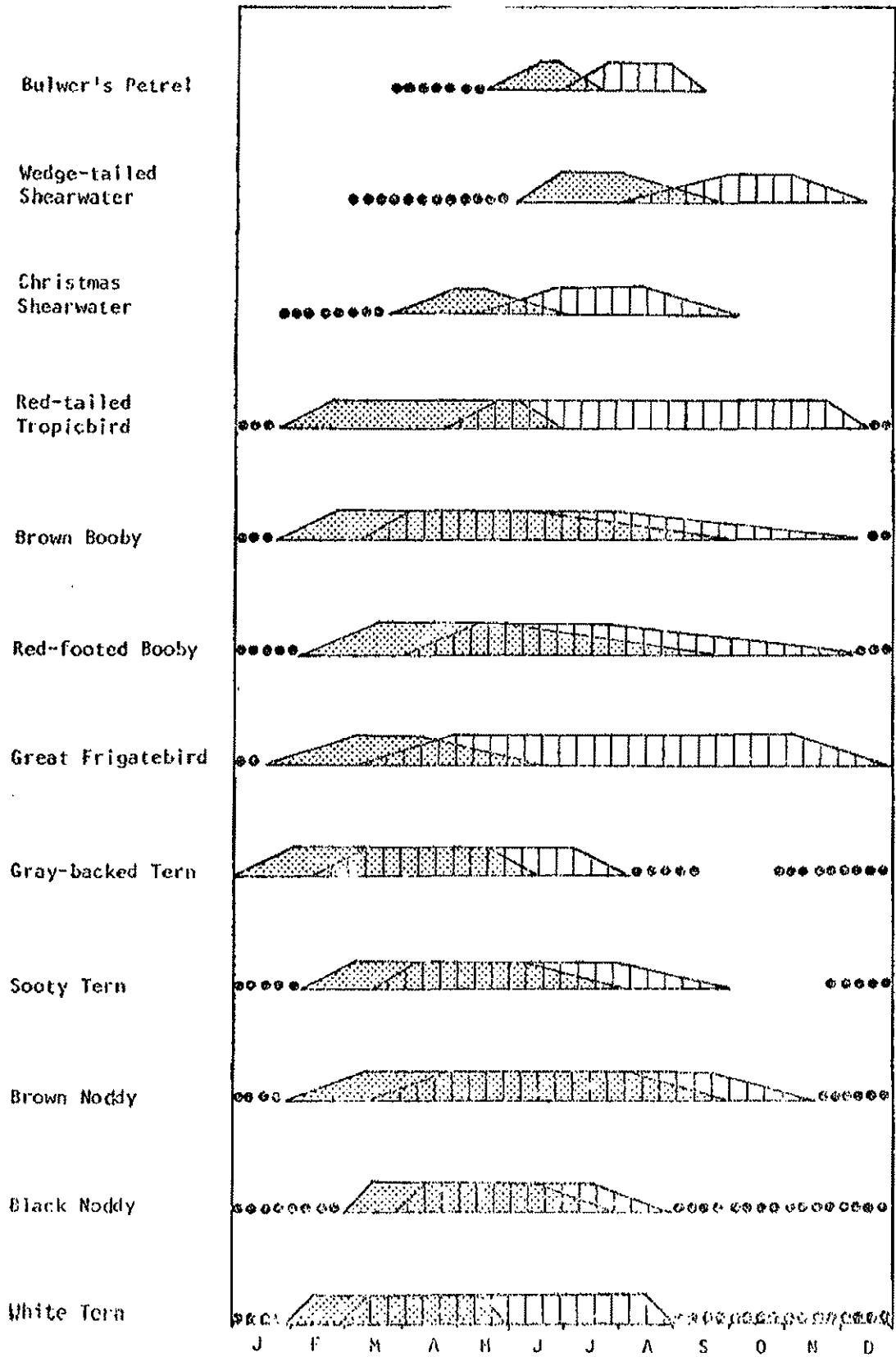


FIGURE 2. BREEDING CYCLES OF SEABIRDS AT JOHNSTON ATOLL; STIPPLED AREA REPRESENTS EGGS, BARRED AREA YOUNG, AND BLACK DOTS NON-BREEDING BIRDS

Source: Amerson and Shelton, 1976.

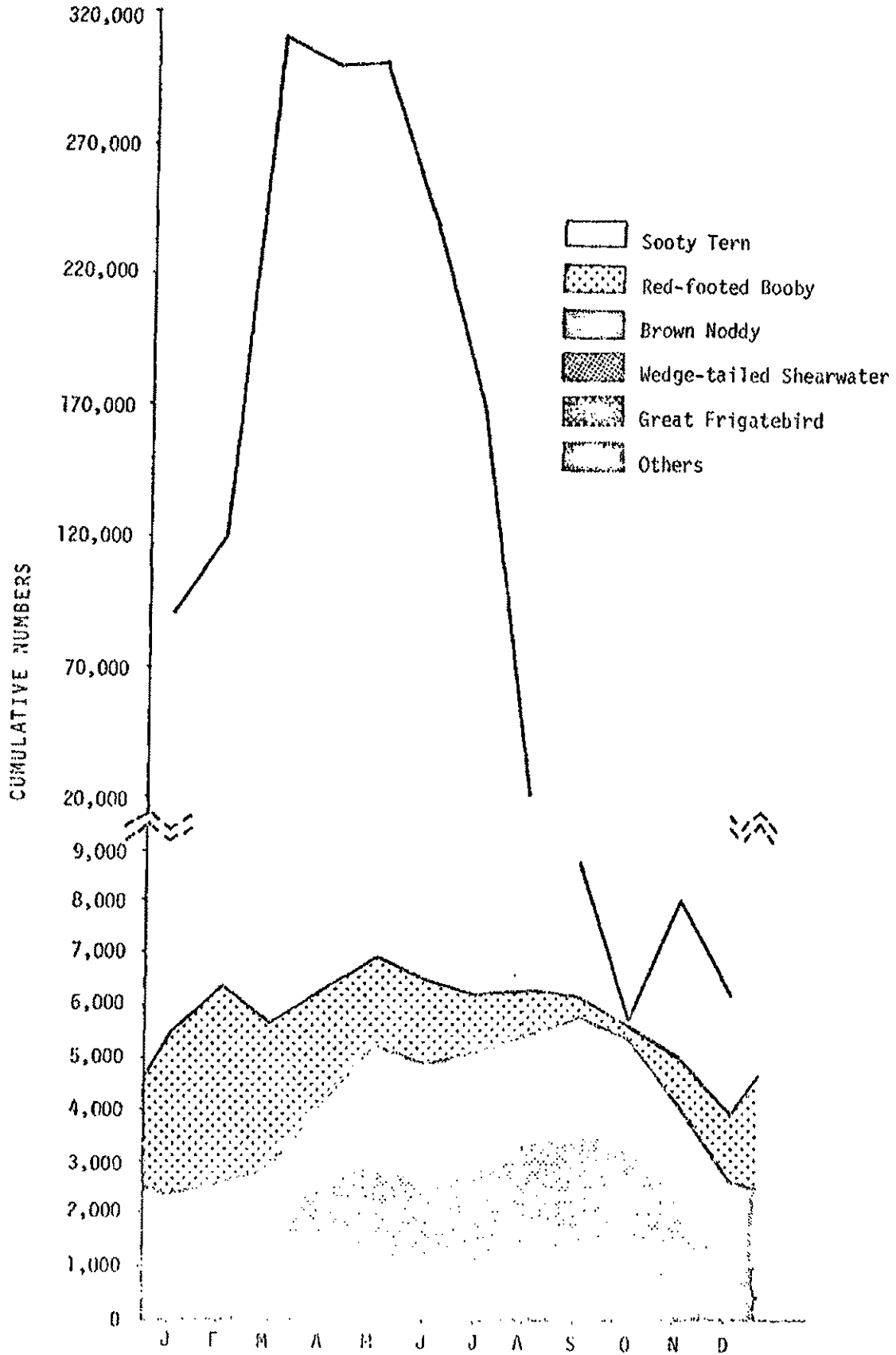


FIGURE 3. MONTHLY CUMULATIVE BIRD POPULATIONS, JOHNSTON ATOLL 1963-1969
 Source: Amerson and Shelton, 1976.

2371

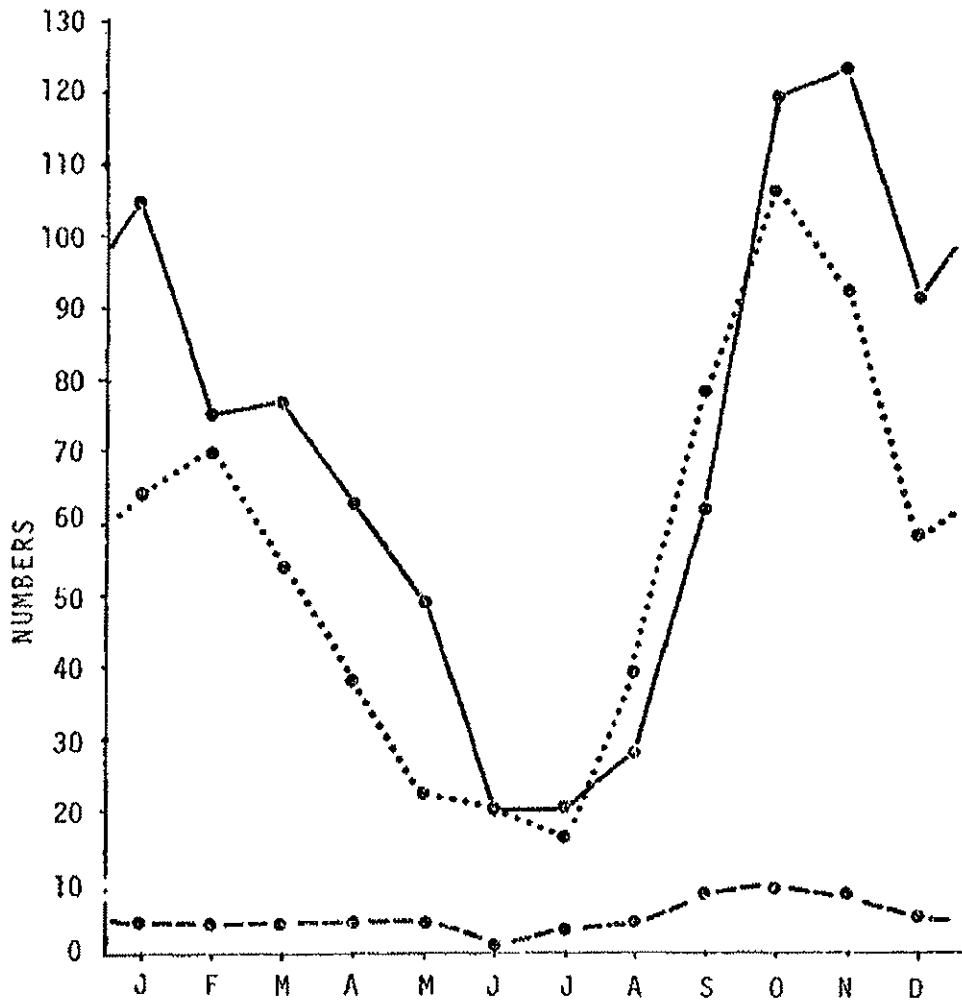


FIGURE 4. MONTHLY MEAN SHOREBIRD POPULATIONS FOR JOHNSTON ATOLL, 1963-1969; GOLDEN PLOVER (SOLID LINE), RUDDY TURNSTONE (DOTS), WANDERING TATTLER (DASHES)

Source: Amerson and Shelton, 1976.

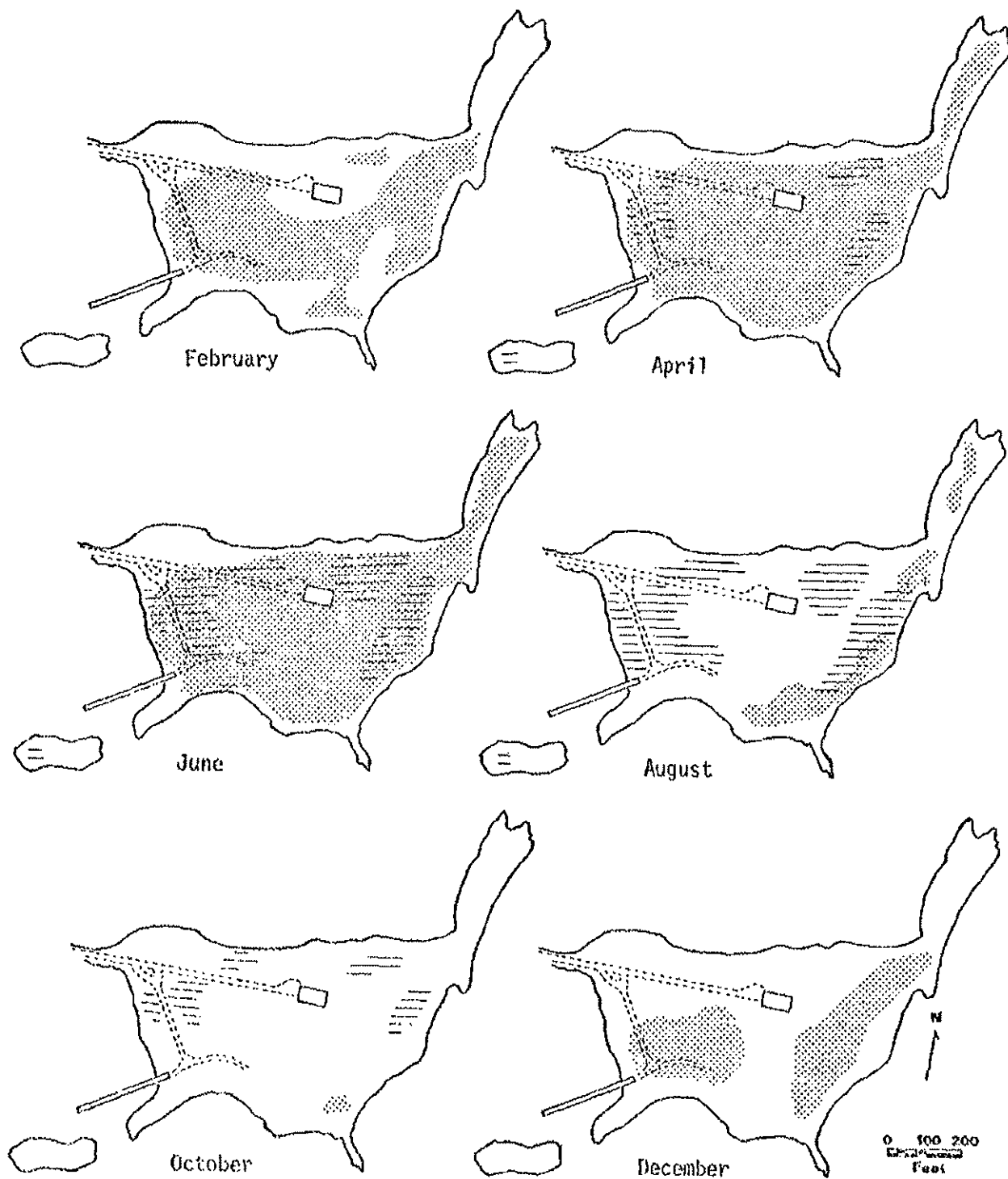


FIGURE 5. AREAS USED BY SOOTY TERNS (STIPPLED) AND WEDGE-TAILED SHEARWATERS (BARRED) ON SAND ISLAND, JOHNSTON ATOLL, 1965
Source: Amerson and Shelton, 1976.

2373

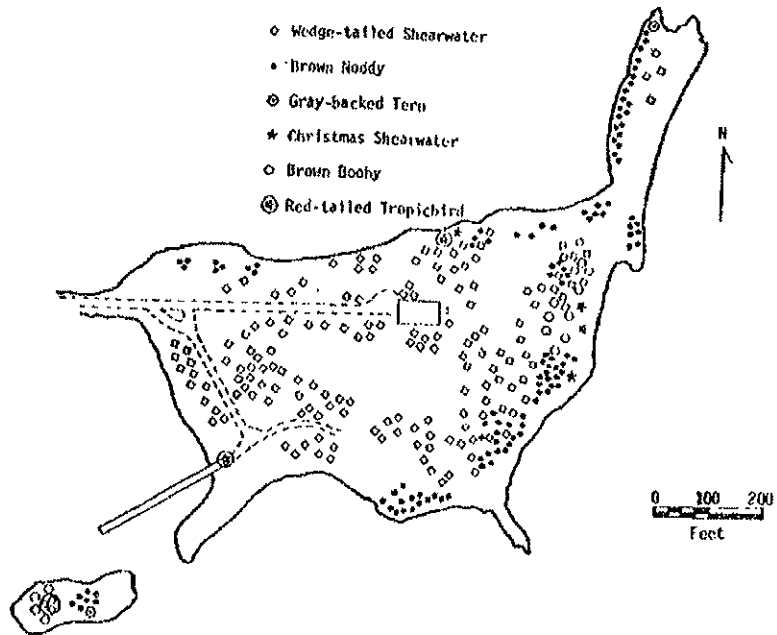


FIGURE 6. NESTING AREAS OF GROUND NESTING BIRDS (EXCEPT SOOTY TERNS) ON THE ORIGINAL PORTION OF SAND ISLAND, JOHNSTON ATOLL, 1963

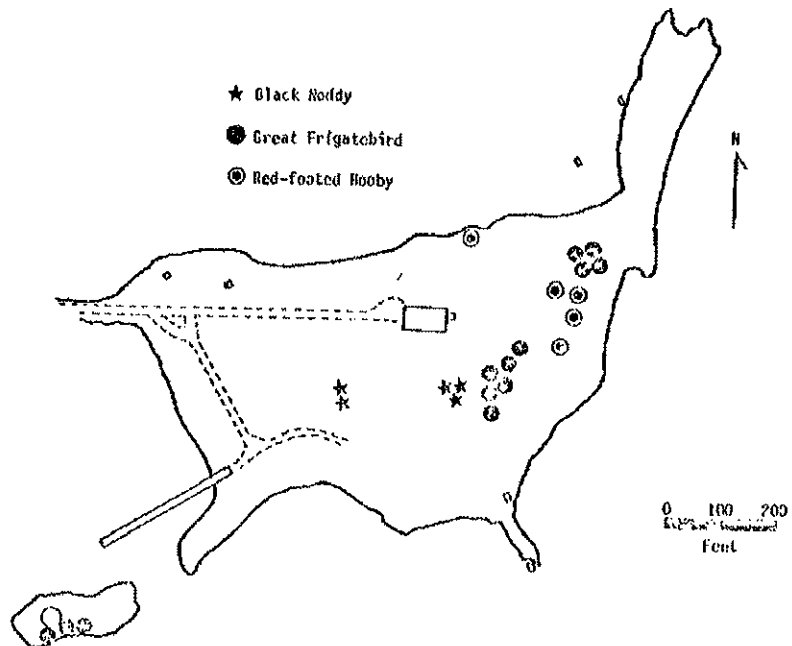


FIGURE 7. NESTING AREAS OF BIRDS WHICH NORMALLY NEST IN LOW VEGETATION ON THE ORIGINAL PORTION OF SAND ISLAND, JOHNSTON ATOLL, 1963

Source: Amerson and Shelton, 1976.

2374

TABLE 26. RECOVERY STUDIES FOR WATER SAMPLES

Compound	Spiked Concentration (ppb)		Found Concentration (ppb)	% Received
	Nominal	Actual		
2,4-D	10	10.6	3.64	34.3
2,4,5-T		10.0	2.75	27.5
2,4-D	10	10.6	4.21	39.7
2,4,5-T		10.0	4.88	48.5
2,4-D	10	10.6	3.11	29.3
2,4,5-T		10.0	2.67	26.7
2,4-D	10	10.6	4.03	38.0
2,4,5-T		10.0	4.70	47.0
2,4-D	5	5.3	3.15	62.6
2,4,5-T		5.0	3.70	74.0
2,4-D	5	5.3	2.48	46.8
2,4,5-T		5.0	2.47	49.4
2,4-D	5	5.3	3.58	67.5
2,4,5-T		5.0	3.67	73.4
2,4-D	5	5.3	2.46	46.4
2,4,5-T		5.0	2.98	59.6
2,4-D	5	5.3	1.28	24.2
2,4,5-T		5.0	1.52	30.4
2,4-D	1	1.06	0.460	43.3
2,4,5-T		1.00	0.537	53.7
2,4-D	1	1.06	0.845	79.7
2,4,5-T		1.00	0.923	92.3
2,4-D	Average			47.37
2,4,5-T				54.44

50.91% = Correction Factor = 1.96

2375

TABLE 27. RECOVERY STUDIES ON WIPE SAMPLE
ANALYTICAL PROCEDURE

Compound	Spiked Amount ($\mu\text{g}/\text{spl}$)		Recovery (Percentage)	
	Nominal	Actual	Recovered Amount	Percent Recovered
2,4-D	1.0	1.4	2.04	146
2,4,5-T	1.0	1.1	1.78	162
2,4-D	1.0	1.4	1.89	135
2,4,5-T	1.0	1.1	1.52	138
2,4-D	10.0	15.0	15.91	105
2,4,5-T	10.0	12.7	14.73	106
2,4-D	10.0	15.0	15.82	105
2,4,5-T	10.0	12.7	13.41	106
2,4-D	50.0	75.0	79.13	106
2,4,5-T	50.0	63.5	70.97	112
2,4-D	50.0	75.0	80.12	107
2,4,5-T	50.0	63.5	71.54	113
2,4-D	100.0	150.0	142.66	95
2,4,5-T	100.0	127.0	130.80	103
2,4-D	100.0	150.0	154.92	103
2,4,5-T	100.0	127.0	143.40	113

2376

TABLE 28. EQUIPMENT LISTING, PROJECT PACER HO JOHNSTON ISLAND EFFORT

			Quantity Supplied	Quantity Needed
FREEZER, Marvel, Small below bench, Model 972-570 Curtin Scientific 4110L016223	EHL Tag: 00317	Serial No: 00190	1 each	1 each
FURNACE, Muffle, Thermolyne type 10500, Curtin 177-218 6640L109101	EHL Tag: None	Serial No: None	1 each	1 each
OVEN, National Model 430 Curtin 252-080 6640L016261	EHL Tag: 630	Serial No: None	1 each	1 each
OVEN, Power-O-Matic, Blue M Model POM-256C-1 Curtin 184-473 6640L016232	EHL Tag: 267	Serial No: CD-12513	1 each	1 each
OVEN, Labline Model 3500M, Curtin 184-754 6640L016230	EHL Tag: None	Serial No: 1174	1 each	1 each
BALANCE, Top Loading, Mettler P2010 6620L016262	EHL Tag: 266	Serial No: 580334	1 each	1 each
BALANCE, Analytical, Mettler Model H54 6670L016237	EHL Tag: 273	Serial No: 607758	1 each	1 each
BATH, Water, Labline Model 3012 Precision Scientific 6640L016260	EHL Tag: 939	Serial No: 1174	1 each	1 each
BATH, Water, Freas Model 170, Cat #66569 6640L020101	EHL Tag: None	Serial No: 11-2-6	1 each	1 each
DEMINERALIZER, Corning LD-2, Curtin 252-130, equipped with solenoid accessory kit (Curtin 252-155) and automatic still adapter (Curtin 252-148) 4610L016228	EHL Tag: 633	Serial No: None	1 each	1 each
ULTRASONIC CLEANER, Mettler Model ME-1.5, Cole Parmer 8845-50 6530L101403	EHL Tag: 261/265	Serial No: None	2 each	1 each
CART, Glassware, metal frame with additional (4) wire baskets			1 each	2 each
HOT PLATE, Corning Model PC-100, Curtin 137-2731 7310L016238	EHL Tag: None	Serial No: None	2 each	1 each
TUBE HEATER, Kontes K72000 6640L324300	EHL Tag: 264	Serial No: None	2 each	none

TABLE 28. (Continued)

	Quantity Supplied	Quantity Needed
VORTEX SHAKER	2 each	2 each
CYLINDER, Gas, 100# (Full) 90% Argon/10% methane (For Gas Chromatograph)	20 each	4 each
Tube extraction, 50 mm, SOXHLET	23	24
Extraction condenser, for 30 mm tube, 6 x 3 Corning 3840	14	24
Extraction flask, 500 ml 24/40, KIMAX 25055	24	24
Evaporative concentrator, 2-chambers, 19/22, tube capy - 4 ml size 2-19, K569000	12	24
Thermometer, 10-250 C, size 250, K870500	2	4
Evaporative concentrator, 2-chambers, 14/20, tube capy - 1 ml size 2-14, K569000	12	48
Chromaflex sample tube, 2 ml, 10/18, stopper, K422560	144	144
Distillation column, Snyder, 1-ball, 150 mm long, 2-joints, 24/40, size 121, K503000	21	48
Ebullator, for evaporative concentrator K569000	48	none
Ebullator, for evaporative concentrator K569350	24	none
Tube, for evaporative concentrator, capy - 20 ml, K749000-0005	36	48
Extraction, flask, boiling, 500 ml, 24/40, KIMAX 25055	11	24
Extraction thimbles, 80 x 25 mm	425	500
Centrifuge tubes, glass, conical, 15 ml	105	24
Tubes, culture, Teflon liner	48	none
Gas filter, high temperature, with 6 recharge bottles	1	2
Gas manifold, circular, nine-place K655800	2	none

2378

TABLE 28. (Continued)

	Quantity Supplied	Quantity Needed
Evaporative concentrator, Kuderna-Danish, 125 ml, lower tube - 5 ml, 24/40, K570000	17	24
Evaporative concentrator, complete, copy - 1000 ml, K570000	3	none
Funnels, separatory, pear shape, Teflon plug, 60 ml	24	12
Funnels, separatory, pear shape, Teflon plug, 125 ml	12	none
Funnels, separatory, pear shape, Teflon plug, 200 ml	24	12
Rod, flexframe, 1/2 x 48 in.	2	10
Rod, flexframe, 1/2 x 24 in.	4	10
Base, support, 5 x 8 in., for 1/2 x 20 in. rod	2	6
Base, support, 6 x 11 in., for 1/2 x 36 in. rod	4	6
Rod, flexframe, 1/2 x 36 in.	9	10
Ring, support, 2 in.	10	10
Ring, support, 3 in.	10	10
Ring, support, 5 in.	10	10
Clamp, holder, castalloy R	30	48
Clamp, vinylized, 3-prong	12	24
Connector, hose, male, ips, 2-1/2 in. long for tubing 1/4 x 1/2 in.	12	12
Tube, connecting, straight, fits 3/8 to 1/2 in., 68 mm long	12	12
Tube, connecting, T-shaped, 3/16 bore	12	12
Clamp, Day's pinchcock, 2-5/8 in. long	12	12
Clamp, 3-prong, asbestos sleeve, 10-7/8 in. long	8	24

2379

TABLE 28. (Continued)

	Quantity Supplied	Quantity Needed
Rod, flexframe, 1/2 x 20 in.	4	10
Rod, flexframe, 1/2 x 33 in.	2	10
Silica gel, indicating, can	13	1
Glass wool, roll	1	none
Florisil, 60-100 mesh, pesticide quality, 1b bottle	12	2
Sodium chloride, ACS reagent, 1b bottle	2	2
Potassium Hydroxide, ACS reagent, 1b bottle	2	2
Chromerge, cleaning solution, (6 bottles/can) bottles	18	30
Packing material, GC column, 4% SE-30/6% OV-210, 80-100 mesh, Chromosorb W-HP, 25 g bottle	2	none
Packing material, GC column, 1.5% SP-2250/1.95% SP 2401, 80-100 mesh, Chromosorb W-HP, 25 g bottle	2	2
Chromosorb 102, 60-80 mesh, 50 g bottle	1	1
Glass wool, silanized, 50 g bottle	1	1
Col-treet, 1 ml vial	7	2
Syringe Kleen (CH 2030) 250 g bottle	1	1
Syringe Kleen SK-2, 250 g bottle	1	none
Leak check (similar to SNOOP), bottle	11	2
Syringe, guide, Kel-F for 701N syringe, ea.	3	none
Syringe, 10 microliter, 6 syringe pack	5	5
Ferrules, front, 1/4 in. O.D., Teflon, ea.	102	50
Ferrules, front, 1/4 in. O.D., VESPEL, ea.	20	50
Septa, ea.	100	50

2380

TABLE 28. (Continued)

	Quantity Supplied	Quantity Needed
Cutter, tubing, metal	1	1
Caps, end for GC glass columns, 1/4 in. O.D., ea.	100	10
Tags, aluminum, for GC columns, ea.	100	12
Funnel, metal, attachable to glass column, 1/4 in., ea.	2	2
Tape, Teflon, roll	2	2
Flowmeter, soap, 10 cc, ea.	1	1
Disc, 20 mm, Teflon laminated, ea.	240	144
Inserts, glass, for TRACOR GC, ea.	12	none
Key, hexagonal, set, 9 in one, ea.	1	1
Wrench, open end, 9/16 - 5/8 for 1/4 in. Swagelok, ea.	1	2
Pencil, diamond point, ea.	2	1
Chart, paper, omniscrite, roll	48	none
Pen, recorder, dacron, red, ea.	11	none
Pen, recorder, dacron, green, ea.	7	none
Paper, for System IV Integrator, roll	27	none
Pen, recorder, dacron, black, ea.	4	none
Stopwatch, 60 sec., with holder, ea.	1	1
Regulator, gas, two-stage, CGA-580 (nitrogen), ea.	2	2
Manifold, 3-stage, for CGA-580 connections, ea.	1	2
Gas purifier, 5-3/4 in. x 2 in., ea.	3	none
Cartridge for gas purifier, Model 451, ea.	30	none

2381

TABLE 28. (Continued)

	Quantity Supplied	Quantity Needed
Activated desiccant for dehydrator purifier, ea.	24	12
Support, cylinder, bench/strap type, ea.	6	6
System IV Integrator - supplied (fuses, ribbon, lights) pkg.	1	none
Regulator, Gas, 2-stage, 8H350 (Argon/Methane)	2	2
Regulator, Gas, 2-stage, 8H590 (Air)	1	2
Pipets, Serological, 0.2 ml, ea.	18	none
Pipets, Serological, 0.5 ml, ea.	18	none
Pipets, Serological, 1.0 ml, ea.	18	none
Pipets, Serological, 5.0 ml, ea.	18	none
Pipets, Serological, 10.0 ml, ea.	18	none
Pipets, Volumetric, 0.5 ml, ea.	18	18
Pipets, Volumetric, 1.0 ml, ea.	18	18
Pipets, Volumetric, 2.0 ml, ea.	18	18
Pipets, Volumetric, 3.0 ml, ea.	18	18
Pipets, Volumetric, 5.0 ml, ea.	18	18
Pipets, Volumetric, 10.0 ml, ea.	18	18
Pipets, Bacteriological, disposable, 9 in., box (360)	4	24
Repipet dispenser, 10 ml (LI3010/all) ea.	1	2
Repipet dispenser, 50 ml (LI3010/all) ea.	1	2
Delivery head, Beckman No. 5062 (small), ea.	4	3
Delivery head, Beckman No. 5063 (large), ea.	1	1
Reservoir flasks, Earlenmeyer, 500 ml, ea.	3	4

2382

TABLE 28. (Continued)

	Quantity Supplied	Quantity Needed
Reservoir top attachment, 5 ml, ea.	2	2
Reservoir top attachment, 50 ml, ea.	1	2
Reservoir top attachment, 10 ml, ea.	1	1
Thermometer, -20 to 110 C, ea.	2	1
Thermometer, -10 to 260 C, ea.	2	1
Thermometer, -10 to 400 C, ea.	2	1
Bulb, rubber, 1 ml, ea.	120	120
Bulb, rubber, 2 ml, ea.	12	none
Filler, pipete, rubber, ea.	8	8
Flask, Volumetric, 5 ml, ea.	23	10
Flask, Volumetric, 10 ml, ea.	24	10
Flask, Volumetric, 50 ml, ea.	21	10
Beaker, 50 ml, ea.	48	24
Flask, Earlenmeyer, 1000 ml, ea.	3	4
Cylinder, Graduated, 50 ml, ea.	18	5
Cylinder, Graduated, 100 ml, ea.	11	5
Cylinder, Graduated, 50 ml, ea.	12	5
Funnel, long stem, 65 x 100 mm long, ea.	6	12
Funnel, filling, 80 mm dia. x 16 mm stem, ea.	11	12
Desiccator, T-sleeve top, 160 mm ID, 225 mm high, ea.	3	2
Flask, Volumetric, 25 ml, ea.	6	10

2383

TABLE 28. (Continued)

	Quantity Supplied	Quantity Needed
Flask, Volumetric, 500 ml, ea.	4	2
Beaker, 1000 ml, ea.	48	24
Flask, Earlenmeyer, 25 ml, ea.	48	10
Flask, Earlenmeyer, 25 ml, with T stopper, ea.	6	6
Flask, filtering, 250 ml, ea.	4	none
Flask, filtering, 500 ml, ea.	4	4
Flask, Earlenmeyer, 50 ml, ea.	48	10
Flask, Earlenmeyer, 250 ml, ea.	108	10
Flask, Volumetric, 100 ml, ea.	24	24
Flask, Volumetric, 1000 ml, ea.	4	10
Beaker, 150 ml, ea.	48	10
Flask, Filtering, 1000 ml, ea.	1	1
Funnel, short stem, 65 mm, filtering, ea.	24	24
Beaker, 250 ml, ea.	48	10
Cylinder, Graduated, 1000 ml, ea.	4	8
Funnel, short stem, 150 mm dia., ea.	12	12
Beaker, 600 ml, ea.	36	10
Beaker, 2000 ml, ea.	8	10
Flask, Earlenmeyer, 1000 ml, ea.	18	10
Cartridge, demineralizer, organic, nipple ends, ea.	2	4
Cartridge, water demineralizer for LD2A, ea.	2	4

2384

TABLE 28. (Continued)

	Quantity Supplied	Quantity Needed
Apron, neoprene, ea.	4	5
Bucket, plastic, 11 qt, ea.	2	4
Tray, plastic, 22 x 17 x 5-1/4 in., ea.	2	2
Chem-Solv, Glassware cleaner, pt. bottle	24	24
Goggles, safety, ea.	5	5
Gloves, latex, orange, 11 in. long, pair	12	12
Gloves, rubber, size 10, 11 in. long, pair	5	5
Gloves, vinyl, disposable, 4 x 25, ea.	50	50
Brush, cylinder, hardwood handle, 13 in., ea.	9	5
Brush, flask, flexible, plastic, 4-1/2 in. handle, 16 in. long, ea.	12	5
Brush, burette, 36 in. long, ea.	12	5
Brush, test tube, 8 in. long, ea.	11	5
Tubing, copper, 1/8 in. O.D., 50 ft roll	3	2
Tubing, copper, 1/4 in. O.D., 50 ft roll	1	2
Tubing, plastic, 1/4 ID x 1/2 O.D., 50 ft roll	1	4
Tubing, plastic, 1/2 in. ID x 3/4 O.D., 50 ft roll	1	4
Tubing, plastic, 1/2 in. ID x 3/4 O.D., 50 ft roll	1	1
Tubing, Rubber, white, 1/8 in. ID x 1/4 in. O.D., 50 ft roll	1	2
Tubing, Rubber, black, 1/4 in. ID x 3/4 in. O.D., 50 ft roll	10	none
Wire, soft aluminum, roll	2	1
Tubing, latex, 1/4 in. ID x 3/4 in. O.D., 50 ft roll	1	1

2385

TABLE 28. (Continued)

	Quantity Supplied	Quantity Needed
Faucet, Laboratory	3	3
Scoop, lab, with handle, 7 in. long, ea.	12	12
Spatula, micro, ea.	9	9
Forceps, dissecting, tinc curved, 115 mm., corrugated w/guide, ea.	2	2
Forceps, fine, straight, corrugated, 115 mm, w/guide, ea.	2	2
Forceps, laboratory, blunt, serrated, 5 in. long, ea.	2	2
Forceps, dressing, 5-1/2 in. long, ea.	2	none
Forceps, dressing, 10 in. long, ea.	1	none
Forceps, dressing, 4 in. long, ea.	2	none
Scissors, general, 5-1/2 in., ea.	2	2
Tongs, lab, crucible, 9 in., ea.	12	6
Tongs, crucible, 9 in., oxidized, steel, ea.	4	none
Timers, interval, ea.	3	4
Paper, filter, Whatman No. 40, acid washed, 110 mm, box	2	2
pH paper, dispenser, double roll, (1-11 pH) ea.	4	4
Tape, label, vinyl, 3/4 in. x 500 in., roll	2	4
Foil, aluminum, 500 ft roll	2	4
Wire baskets, vinyl coated for glassware cart	5	10
Brush, 9 in. long, for conical test tubes	12	5
Gloves, vinyl utility	400	400

2386

TABLE 28. (Continued)

	Quantity Supplied	Quantity Needed
Gloves, asbestos (pair)	2	4
BF ₃ , cylinders	3	3
Gloves, rubber, pair	2	4
Tray with Swagelok fittings	1	2

2387

TABLE 29. BULK CHEMICALS LISTING, PROJECT PACER HO
JOHNSTON ISLAND EFFORT

	Chemical	Unit/Issue	Cases	Total Supplied	Total Needed
6810L227569	HEXANE, P.G.	GAL	9	<u>36</u>	40
6810L227119	ETHYL ENTER, P.G.	CN	4	<u>24</u>	32
6810L202759	BENZENE, P.G.	GAL	27	<u>108</u>	4
6810L227570	ACETONE, P.G.	GAL	9	<u>36</u>	24
6810L0326EL	ETHYLENE GLYCOL, P.G.	GAL	1	<u>4</u>	2
6810L0283EL	DICHLOROMETHANE, P.G.	GAL	4	<u>16</u>	4
6810L227565	ISO-OCTANE, P.G. (2,2,4 TRIMETHYL PENTANE)	GAL	2	<u>8</u>	10
6810L0281EL	METHYL ALCOHOL, P.G.	GAL	1	<u>4</u>	4
6810L227414	SULFURIC ACID, TECHNICAL	GAL	5	<u>20</u>	24
6810L227572	SODIUM SULFATE, ANHYDROUS	LB/BTL	2	<u>21</u>	2
				(Plus 15 each btls from loose issue, bldg 3215)	
7930L227563	CHROMERGE GLEANING SOL	CN	3	<u>36</u>	48

2388

PACER HO Analytical Laboratory Analytical DataLand-Based Monitoring

Chromosorb (Air) Samples. The following codes are used in reporting the data given below:

ND = not detected

NA = not analyzed

Trace = at or below the lower limit
of quantitation

* = interferences observed,
data unreliable

TABLE 30. ANALYTICAL DATA FOR CHROMOSORB (AIR) SAMPLES

Sample Code	Lab Code	Results ($\mu\text{g}/\text{sample}$) for Buyl Esters	
		2,4-D	2,4,5-T
Detection Limits for following Samples		0.08	0.04
Limit of Quantitation for following samples		0.4	0.4
CM24Y709J	CL-1	ND	ND
CW24Y709J	CL-2	ND	ND
CD24Y709J	CL-3	Trace	Trace
CC25Y709J	CL-4	ND	ND
CD25Y709J	CL-5	Trace	Trace
CM25Y709J	CL-6	ND	ND
CW25Y709J	CL-7	Trace	ND
CD26Y709J	CL-8	Trace	Trace
CM26Y709J	CL-9	Trace	ND
CN26Y709J	CL-10	Trace	Trace

2389

TABLE 30. (Continued)

Sample Code	Lab Code	Results ($\mu\text{g}/\text{sample}$) for Butyl Esters	
		2,4-D	2,4,5-T
CP26Y709J	CL-11	Trace	Trace
CS26Y709J	CL-12	Trace	Trace
CW26Y709J	CL-13	ND	ND
CS27Y719J	CL-14	3.712	2.007
CD27Y719J	CL-15	0.567	Trace
CW27Y719J	CL-16	Trace	ND
CN27Y719J	CL-17	1.389	0.656
CP27Y719J	CL-18	Trace	Trace
CM27Y719J	CL-19	Trace	ND
CN28Y710J	CL-20	2.310	1.043
CM28Y707J	CL-21	Trace	ND
CW28Y708J	CL-22	Trace	ND
CS28Y709J	CL-23	2.041	1.097
CD28Y709J	CL-24	0.781	0.401
CP28Y710J	CL-25	ND	ND
CS28Y719J	CL-26	4.009	2.253
CD28Y719J	CL-27	0.620	0.307
CM28Y719J	CL-28	Trace	ND
CN28Y719J	CL-29	1.745	0.813
CW28Y719J	CL-30	Trace	ND
CP28y719J	CL-31	0.657	ND
PX29Y707J	CL-32	2.070	1.133
PV29Y707J	CL-33	2.231	1.118
FP29Y707J	CL-34	1.237	0.560
CM29Y708J	CL-35	ND	ND
CD29Y707J	CL-36	Trace	Trace
CW29Y708J	CL-37	Trace	Trace
CD29Y722J	CL-38	Trace	Trace

2390

TABLE 30. (Continued)

Sample Code	Lab Code	Results ($\mu\text{g}/\text{sample}$) for Butyl Esters	
		2,4-D	2,4,5-T
CD30Y708J	CL-39	0.887	0.360
CM31Y701J	CL-40	Trace	ND
CD30Y719J	CL-41	0.625	Trace
CW31Y701J	CL-42	Trace	ND
PP30Y719J	CL-43	0.687	Trace
PU30Y719J	CL-44	3.123	1.412
PT30Y719J	CL-45	0.257	Trace
CM31Y708J	CL-46	Trace	ND
CW31Y708J	CL-47	Trace	ND
CD31Y708J	CL-48	0.406	Trace
PU31Y707J	CL-49	0.955	0.474
PT31Y707J	CL-50	2.876	1.523
PP31Y707J	CL-51	1.530	0.659
CD31Y719J	CL-52	0.488	Trace
CD02T709J	CL-53	0.993	0.543
CM03T701J	CL-54	Trace	ND
CW03T701J	CL-55	Trace	ND
CD02T719J	CL-56	0.54	Trace
PU02T719J	CL-57	2.31	1.16
PT02T719J	CL-58	2.16	1.02
PP02T719J	CL-59	3.08	1.32
PT03T707J	CL-60	1.46	0.70
PU03T707J	CL-61	2.02	0.98
PP03T707J	CL-62	2.19	1.03
CW03T708J	CL-63	Trace	ND
CD03T707J	CL-64	0.76	Trace
CM03T708J	CL-65	Trace	ND
(Chromosorb Blank)	CL-66	ND	ND

2391

TABLE 3C. (Continued)

Sample Code	Lab Code	Results ($\mu\text{g}/\text{sample}$) for Butyl Esters	
		2,4-D	2,4,5-T
PQ03T719J	CL-67	1.94	0.99
CD03T719J	CL-68	0.93	Trace
PZ03T719J	CL-69	2.47	1.30
CM04T701J	CL-70	Trace	ND
CW04T701J	CL-71	Trace	ND
PV04T707J	CL-72	1.62	0.76
CW04T708J	CL-73	Trace	ND
CM04T708J	CL-74	Trace	ND
PX04T707J	CL-75	2.01	0.88
CD04T707J	CL-76	1.09	0.48
CM05T701J	CL-77	Trace	ND
CD04T719J	CL-78	0.74	Trace
CW05T701J	CL-79	Trace	ND
PR04T719J	CL-80	30.8	1.61
PZ04T719J	CL-81	2.60	1.36
CW05T708J#	CL-82	Trace	Trace
CD05T707J#	CL-83	ND	ND
CM05T708J#	CL-84	1.21	0.72
PU05T707J	CL-85	1.90	0.95
PT05T707J	CL-86	2.17	0.89
CD06T708J	CL-87	0.92	Trace
CM06T708J	CL-88	ND	ND
CM08T708J	CL-89	ND	ND
CW08T708J	CL-90	0.60	0.26

#Sucked in water

2392

TABLE 30. (Continued)

Sample Code	Lab Code	Results ($\mu\text{g}/\text{sample}$) for Butyl Esters	
		2,4-D	2,4,5-T
Detection Limits for following samples		0.08	0.03
Limit of Quantitation for following samples		0.2	0.1
CW11T708J	CL-91	ND	ND
CM11T708J	CL-92	ND	ND
Blank	CL-93	ND	ND
CD17T713J	CL-94	1.29	0.69
CM17T713J	CL-95	ND	ND
PU17T713J	CL-96	2.83	1.67
PT17T713J	CL-97	2.56	1.53
CD17T719J	CL-98	1.01	0.39
CM17T720J	CL-99	ND	ND
PT17T719J	CL-100	3.68	2.03
PX17T719J	CL-101	1.57	0.92
CD18T707J	CL-102	3.92	1.65
CM18T707J	CL-103	ND	ND
PV18T707J	CL-104	2.30	1.43
PX18T707J	CL-105	3.07	1.90
CD18T719J	CL-106	0.98	0.34
CM18T720J	CL-107	ND	ND
PX18T719J	CL-108	1.42	0.73
PV18T719J	CL-109	1.80	0.97
CM20T708J	CL-110	Trace	ND
PU20T707J	CL-111	1.95	1.20
PX20T707J	CL-112	2.03	1.25
CD20T707J	CL-113	1.66	0.72
CW20T707J	CL-114	Trace	ND
PU20T719J	CL-115	3.61	2.14

2393

TABLE 30. (Continued)

Sample Code	Lab Code	Results ($\mu\text{g}/\text{sample}$) for Butyl Esters	
		2,4-D	2,4,5-T
CW20T720J	CL-116	Trace	Trace
CD20T719J	CL-117	0.76	0.27
PR20T719J	CL-118	2.13	1.17
CM20T720J	CL-119	0.40	0.18
Blank	CL-120	ND	ND
CW21T708J	CL-121	Trace	ND
CM21T707J	CL-122	ND	ND
CD21T707J	CL-123	2.29	0.88
PU21T707J	CL-124	1.74	0.99
PX21T707J	CL-125	1.81	1.01
CD21T719J	CL-126	0.81	0.31
CW21T720J	CL-127	ND	ND
CM21T720J	CL-128	ND	ND
PT21T719J	CL-129	0.88	0.48
PY21T719J	CL-130	1.39	0.71
CD22T707J	CL-131	1.88	0.70
PX22T707J	CL-132	4.35	2.29
PU22T707J	CL-133	2.24	1.37
CM22T707J	CL-134	Trace	ND
CW22T707J	CL-135	Trace	ND
PR22T719J	CL-136	3.12	1.92
PX22T719J	CL-137	1.39	0.63
CW22T720J	CL-138	Trace	Trace
CM22T720J	CL-139	Trace	Trace
CD22T719J	CL-140	1.42	0.55
CS23T707J	CL-141	0.92	0.36
CD23T707J	CL-142	2.19	1.06
CM23T707J	CL-143	Trace	ND
CN23T707J	CL-144	0.32	Trace

2394

TABLE 30. (Continued)

Sample Code	Lab Code	Results ($\mu\text{g}/\text{sample}$) for Butyl Esters	
		2,4-D	2,4,5-T
CW23T707J	CL-145	Trace	ND
CS23T717J	CL-146	1.26	0.45
CN23T717J	CL-147	1.24	0.52
CM23T717J	CL-148	Trace	Trace
CD23T717J	CL-149	1.43	0.74
CW23T717J	CL-150	Trace	ND
CW24T707J	CL-151	Trace	ND
CS24T707J	CL-152	0.75	0.20
CD24T707J	CL-153	0.72	0.24
CN24T707J	CL-154	1.28	0.50
CM24T707J	CL-155	Trace	ND
CW24T716J	CL-156	Trace	Trace
CN24T716J	CL-157	1.11	0.49
CM24T716J	CL-158	Trace	ND
CS24T716J	CL-159	1.51	0.50
CD24T716J	CL-160	1.83	0.81
CW25T707J	CL-161	ND	ND
CN25T707J	CL-162	1.08	0.42
CD25T707J	CL-163	1.29	0.64
CM25T707J	CL-164	ND	ND
CS25T707J	CL-165	1.21	0.43
CS25T716J	CL-166	21.3*	0.48
CN25T716J	CL-167	1.97*	0.54
CD25T716J	CL-168	2.54*	0.99
CW25T716J	CL-169	0.67*	ND
CM25T716J	CL-170	0.44*	ND
CD26T707J	CL-171	3.45*	0.52
CM26T707J	CL-172	1.67*	ND
CN26T707J	CL-173	0.66*	0.22
CS26T707J	CL-174	1.19*	0.21

2395

TABLE 30. (Continued)

Sample Code	Lab Code	Results ($\mu\text{g}/\text{sample}$) for Butyl Esters	
		2,4-D	2,4,5-T
CW26T709J	CL-175	0.53*	ND
CW26T716J	CL-176	0.51*	ND
CM26T716J	CL-177	0.62*	ND

2396

Water Samples. The following codes are used in reporting the data given below:

ND = not detected

NA = not analyzed

Trace = at or below the lower limit of quantitation

TABLE 31. ANALYTICAL DATA FOR WATER SAMPLES

Sample Code	Lab Code	Results (ppb) Methyl Esters	
		2,4-D	2,4,5-T
Detection Limits for following samples		0.1	0.1
Limit of Quantitation for following samples		0.25	0.25
WD24Y715J	WL-1G	ND	Trace
WS24Y700J	WL-2C	ND	ND
WF24Y700J	WL-3C	ND	ND
WO24Y700J	WL-4C	ND	ND
P125Y700J	WL-5C	Trace	Trace
P225Y714J	WL-5G	NA	NA
WS25Y700J	WL-6C	ND	ND
WO25Y700J	WL-7C	ND	ND
WF25Y700J	WL-8C	ND	ND
SE225Y710J	WL-9G	NA	NA
P126T700J	WL-10C	ND	Trace
P226Y715J	WL-10G	ND	ND
SE126Y700J	WL-11C	ND	ND
WS26Y700J	WL-12C	ND	ND
WF26Y700J	WL-13C	ND	ND
WO27Y700J	WL-14C	ND	ND
WF27Y700J	WL-15C	ND	ND
SE227Y711J	WL-16G	NA	NA
WS27Y700J	WL-17C	ND	ND

2397

TABLE 31. (Continued)

Sample Code	Lab Code	Results (ppb) Methyl Esters	
		2,4-D	2,4,5-T
P227T715J	WL-18G	NA	NA
P127Y700J	WL-18C	ND	ND
SE228Y711J	WL-19G	NA	NA
SE128Y700J	WL-19C	8.93	13.09
P128Y700J	WL-20C	ND	ND
P228Y715J	WL-20G	NA	NA
WF28Y700J	WL-21C	ND	ND
WS28Y700J	WL-22C	ND	Trace
P129Y700J	WL-23C	ND	Trace
P229Y715J	WL-23G	NA	NA
WF29Y700J	WL-25C	ND	ND
WS29Y700J	WL-26C	ND	ND
WO29Y700J	WL-27C	ND	ND
SE229Y712J	WL-28G	22.81	27.23
WF30Y711J	WL-29G	47.57	54.14
WF30Y700J	WL-29C	0.45	0.41
P130Y700J	WL-30C	ND	Trace
P230Y715J	WL-30G	NA	NA
SE130Y700J	WL-31C	20.65	19.01
SE230Y712J	WL-31G	NA	NA
WS30Y700J	WL-32C	0.53	0.37
WS31Y700J	WL-33C	0.29	0.30
WF31Y700J	WL-34C	Trace	Trace
P231Y715J	WL-35G	NA	NA
P131Y700J	WL-35C	ND	Trace
WS01T700J	WL-36C	Trace	0.23
WF01T700J	WL-37C	Trace	0.24
WO01T700J	WL-38C	ND	ND

2398

TABLE 31. (Continued)

Sample Code	Lab Code	Results (ppb) Methyl Esters	
		2,4-D	2,4,5-T
P101T700J	WL-39C	ND	Trace
P201T715J	WL-39G	ND	ND
P102T700J	WL-40C	ND	ND
SE102T700J	WL-41C	12.39	11.77
RW01T700J	WL-42	ND	Trace
W003T700J	WL-43C	ND	Trace
WS03T700J	WL-44C	Trace	Trace
WF03T700J	WL-45C	ND	Trace
P103T700J	WL-46C	ND	Trace
WS04T700J	WL-47C	Trace	Trace
WF04T700J	WL-48C	Trace	Trace
SE104T700J	WL-49C	46.60	47.16
P104T700J	WL-50C	ND	Trace
WS05T700J	WL-51C	Trace	Trace
W005T700J	WL-52C	ND	ND
WF05T700J	WL-53C	Trace	Trace
P105T700J	WL-54C	ND	ND
WD05T700J	WL-55C	ND	ND
WS06T700J	WL-56C	Trace	ND
WF06T700J	WL-57C	0.38	0.36
SE106T700J	WL-58C	65.63	72.15
P106T700J	WL-59C	ND	ND
Detection Limits for following samples		0.1	0.1
Limit of Quantitation for following samples		0.2	0.2
WF09T700J	WL-60C	Trace	0.28
WS09T700J	WL-61C	ND	Trace

2399

TABLE 31. (Continued)

Sample Code	Lab Code	Results (ppb) Methyl Esters	
		2,4-D	2,4,5-T
P109T700J	WL-62C	ND	Trace
SE109T700J	WL-63C	20.35	21.76
WF12T700J	WL-64C	ND	Trace
WS12T700J	WL-65C	ND	Trace
SE112T700J	WL-66C	12.26	13.59
P112T700J	WL-67C	ND	ND
Blank		ND	ND
WS16T700J	WL-68C	NA	NA
WF16T700J	WL-69C	NA	NA
SE16T700J	WL-70C	NA	NA
P116T700J	WL-71C	NA	NA
WR16T700J	WL-72C	ND	ND
WO17T700J	WL-73C	ND	Trace
WS17T700J	WL-74C	ND	Trace
WF17T700J	WL-75C	ND	Trace
P117T700J	WL-76C	ND	Trace
WF18T700J	WL-77C	ND	ND
WS18T700J	WL-78C	ND	ND
SE18T700J	WL-79C	53.17	55.89
P118T700J	WL-80C	ND	Trace
WO18T700J	WL-81C	ND	ND
WS19T700J	WL-82C	2.11	1.32
WF19T700J	WL-83C	0.33	0.25
P119T700J	WL-84C	ND	Trace
WFB19T710J	WL-85G	4698.1	3418.0
WF20T700J	WL-86C	1.02	0.88
WS20T700J	WL-87C	1.05	0.58
SE20T700J	WL-88C	28.95	16.32

2400